



# National Weekly Fed Cattle Comprehensive

Agricultural Marketing Service

Livestock, Poultry, and Grain Market News

March 22, 2022

## Weighted Average Prices

(Weekly Information from 2pm Previous Monday to 10am Current Monday; Includes Negotiated, Formula Nets, Contract Nets, & Grid Nets)"

### All Steers & Heifers (Beef Type Cattle)

Purchasing Basis	% Choice	Head	Avg Price	Week Ago Change	Year Ago Change
Dressed	> 65% Choice	255,956	\$224.65	(\$1.81) ↓	\$39.65 ↑
	< 65% Choice	23,582	\$219.06	(\$3.76) ↓	\$39.09 ↑
	Total all Grades	279,538	\$224.18	(\$1.95) ↓	\$39.61 ↑
Live	> 65% Choice	105,105	\$140.62	(\$0.82) ↓	\$24.42 ↑
	< 65% Choice	6,075	\$139.16	(\$0.91) ↓	\$23.61 ↑
	Total all Grades	111,180	\$140.54	(\$0.77) ↓	\$24.39 ↑

### Dairy Bred

Purchasing Basis	% Choice	Head	Avg Price	Week Ago Change	Year Ago Change
Dressed	> 65% Choice	21,057	\$211.87	(\$1.57) ↓	\$34.30 ↑
	< 65% Choice	1,809	\$201.11	(\$0.17) ↓	\$34.00 ↑
	Total all Grades	22,866	\$211.02	(\$1.84) ↓	\$34.20 ↑
Live	> 65% Choice	1,436	\$128.84	(\$1.45) ↓	\$25.92 ↑
	< 65% Choice	288	\$128.17	(\$6.19) ↓	\$128.17 ↑
	Total all Grades	1,724	\$128.73	(\$2.46) ↓	\$25.81 ↑

## Spread Comparison Values

### Beef Type minus Dairy Type

(Weekly Information from 2pm Previous Monday to 10am Current Monday; Includes Negotiated, Formula Nets, Contract Nets, & Grid Nets)

Purchasing Basis	Current	Week Ago Change	Year Ago Change
Dressed	\$13.16 ↑	\$13.27 ↑	\$7.75 ↑
Live	\$11.81 ↑	\$10.12 ↑	\$13.23 ↑

### Formula Net minus Negotiated

(Beef Type Cattle; All live transactions converted to a dressed price)

#### 52 Week Rolling Average

\$2.20





# National Weekly Fed Cattle Comprehensive

Agricultural Marketing Service  
Livestock, Poultry, and Grain Market News

March 22, 2022

## Formula Base minus Negotiated

(Beef Type Cattle; All live transactions converted to a dressed price)

52 Week Rolling Average

(\$1.38)



## Formula Net minus Formula Base

(Beef Type Cattle; All live transactions converted to a dressed price)

52 Week Rolling Average

\$3.58



## Grading % and Carcass Weights

(Beef Type Cattle; Includes Formula Net, Contract Net, and Grid Net; Grading % includes Choice & higher; Carcass Weight includes all grades; All live transactions converted to a dressed basis)

Grading %

84.8

Week Ago

84.4



Dressed Weight

882.0

Week Ago

884.3



## Daily Formula Base Volume

Tue Mar 15

39,246

Wed Mar 16

31,897

Thu Mar 17

23,262

Fri Mar 18

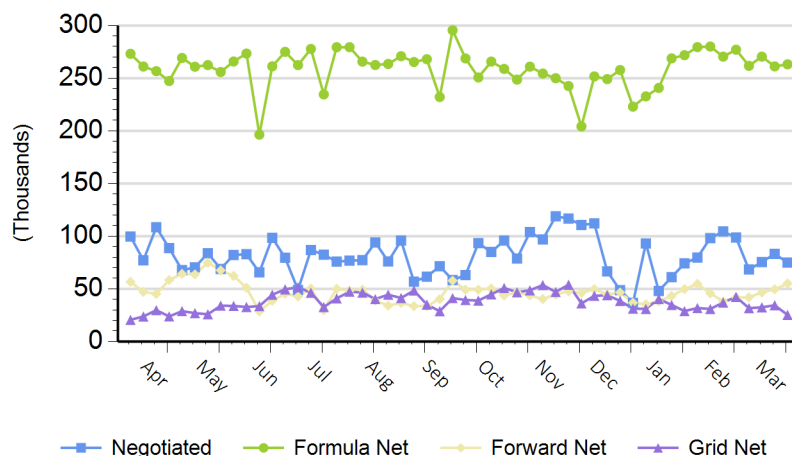
24,662

Mon Mar 21

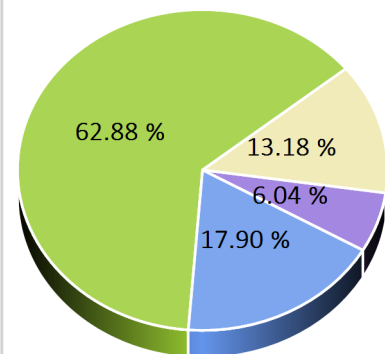
164,295

## Purchasing Basis Volume

### Weekly Purchasing Basis



### Previous Week





# National Weekly Fed Cattle Comprehensive

Agricultural Marketing Service  
Livestock, Poultry, and Grain Market News

March 22, 2022

## Weekly Negotiated Avg. Price by Delivery Period

(Beef Type Cattle: All live transactions converted to dressed price)

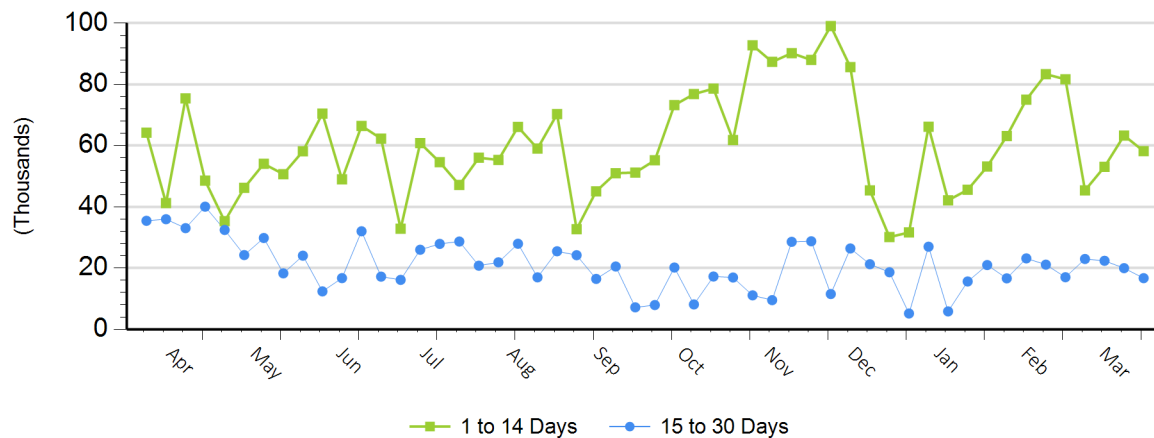
Avg Price (1 to 14 Days)

\$219.71

Avg Price (15 to 30 Days)

\$222.51

## Weekly Negotiated Head Count by Delivery Period



For more Information about this report, please visit this link: [National Weekly Fed Cattle Comprehensive Overview](#)