



National Weekly Fed Cattle Comprehensive

Agricultural Marketing Service

Livestock, Poultry, and Grain Market News

March 15, 2022

Weighted Average Prices

(Weekly Information from 2pm Previous Monday to 10am Current Monday; Includes Negotiated, Formula Nets, Contract Nets, & Grid Nets)"

All Steers & Heifers (Beef Type Cattle)

Purchasing Basis	% Choice	Head	Avg Price	Week Ago Change	Year Ago Change
Dressed	> 65% Choice	256,222	\$226.46	(\$1.30) ↓	\$41.77 ↑
	< 65% Choice	25,535	\$222.82	(\$1.32) ↓	\$43.33 ↑
	Total all Grades	281,757	\$226.13	(\$1.31) ↓	\$41.85 ↑
Live	> 65% Choice	105,314	\$141.44	(\$1.25) ↓	\$25.72 ↑
	< 65% Choice	10,503	\$140.07	(\$1.80) ↓	\$24.49 ↑
	Total all Grades	115,817	\$141.31	(\$1.33) ↓	\$25.60 ↑

Dairy Bred

Purchasing Basis	% Choice	Head	Avg Price	Week Ago Change	Year Ago Change
Dressed	> 65% Choice	24,386	\$213.44	\$1.37 ↑	\$36.43 ↑
	< 65% Choice	1,226	\$201.28	\$2.31 ↑	\$35.34 ↑
	Total all Grades	25,612	\$212.86	\$1.49 ↑	\$36.16 ↑
Live	> 65% Choice	1,250	\$130.29	(\$3.58) ↓	\$25.73 ↑
	< 65% Choice	355	\$134.36	(\$1.10) ↓	\$34.55 ↑
	Total all Grades	1,605	\$131.19	(\$2.93) ↓	\$26.76 ↑

Spread Comparison Values

Beef Type minus Dairy Type

(Weekly Information from 2pm Previous Monday to 10am Current Monday; Includes Negotiated, Formula Nets, Contract Nets, & Grid Nets)

Purchasing Basis	Current	Week Ago Change	Year Ago Change
Dressed	\$13.27 ↑	\$16.07 ↑	\$7.58 ↑
Live	\$10.12 ↑	\$8.52 ↑	\$11.28 ↑

Formula Net minus Negotiated

(Beef Type Cattle; All live transactions converted to a dressed price)

52 Week Rolling Average

\$2.15





National Weekly Fed Cattle Comprehensive

Agricultural Marketing Service
Livestock, Poultry, and Grain Market News

March 15, 2022

Formula Base minus Negotiated

(Beef Type Cattle; All live transactions converted to a dressed price)

52 Week Rolling Average

(\$1.47)



Formula Net minus Formula Base

(Beef Type Cattle; All live transactions converted to a dressed price)

52 Week Rolling Average

\$3.62



Grading % and Carcass Weights

(Beef Type Cattle; Includes Formula Net, Contract Net, and Grid Net; Grading % includes Choice & higher; Carcass Weight includes all grades; All live transactions converted to a dressed basis)

Grading %

84.4

Week Ago

84.3



Dressed Weight

884.3

Week Ago

884.0



Daily Formula Base Volume

Tue Mar 08

24,106

Wed Mar 09

27,027

Thu Mar 10

34,548

Fri Mar 11

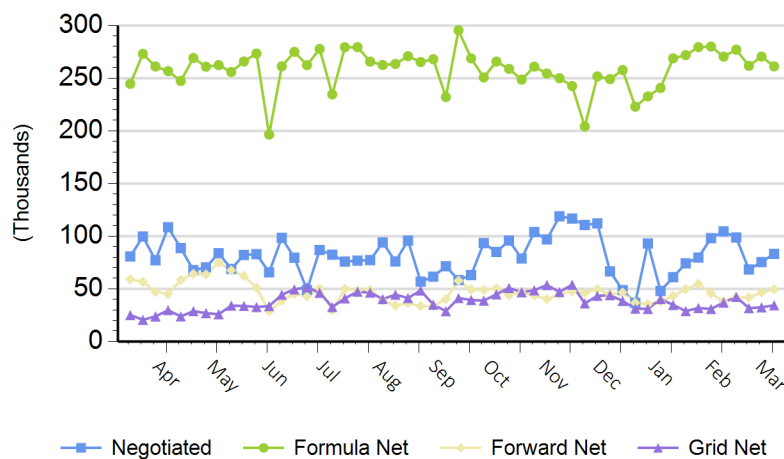
20,437

Mon Mar 14

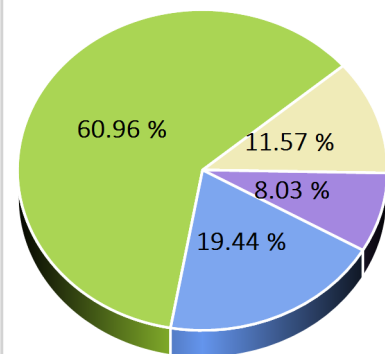
140,495

Purchasing Basis Volume

Weekly Purchasing Basis



Previous Week





National Weekly Fed Cattle Comprehensive

Agricultural Marketing Service
Livestock, Poultry, and Grain Market News

March 15, 2022

Weekly Negotiated Avg. Price by Delivery Period

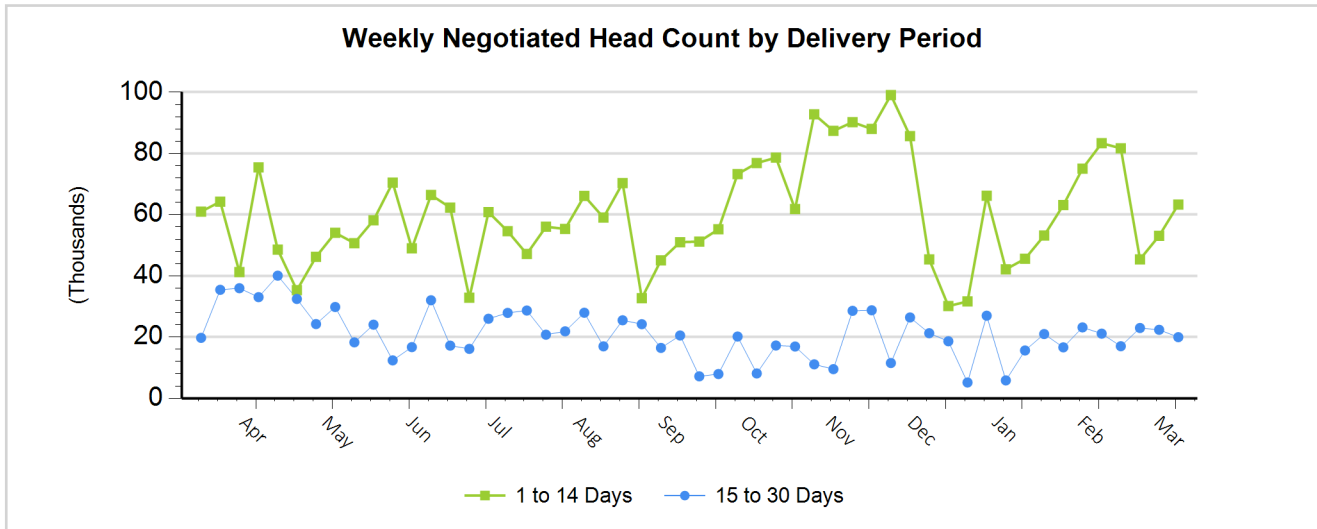
(Beef Type Cattle: All live transactions converted to dressed price)

Avg Price (1 to 14 Days)

\$218.93

Avg Price (15 to 30 Days)

\$220.48



For more Information about this report, please visit this link: [National Weekly Fed Cattle Comprehensive Overview](#)