



# National Weekly Fed Cattle Comprehensive

Agricultural Marketing Service

Livestock, Poultry, and Grain Market News

February 22, 2022

## Weighted Average Prices

(Weekly Information from 2pm Previous Monday to 10am Current Monday; Includes Negotiated, Formula Nets, Contract Nets, & Grid Nets)"

### All Steers & Heifers (Beef Type Cattle)

Purchasing Basis	% Choice	Head	Avg Price	Week Ago Change	Year Ago Change
Dressed	> 65% Choice	270,378	\$225.04	\$2.41 ↑	\$40.81 ↑
	< 65% Choice	25,818	\$221.22	\$3.02 ↑	\$42.37 ↑
	Total all Grades	296,196	\$224.71	\$2.34 ↑	\$40.83 ↑
Live	> 65% Choice	126,992	\$142.01	\$1.32 ↑	\$25.86 ↑
	< 65% Choice	7,527	\$140.61	\$1.51 ↑	\$25.45 ↑
	Total all Grades	134,519	\$141.93	\$1.31 ↑	\$25.85 ↑

### Dairy Bred

Purchasing Basis	% Choice	Head	Avg Price	Week Ago Change	Year Ago Change
Dressed	> 65% Choice	21,393	\$208.56	(\$0.16) ↓	\$34.01 ↑
	< 65% Choice	2,154	\$196.26	(\$1.58) ↓	\$31.38 ↑
	Total all Grades	23,547	\$207.44	(\$0.43) ↓	\$33.54 ↑
Live	> 65% Choice	1,411	\$130.12	\$0.82 ↑	\$25.84 ↑
	< 65% Choice	230	\$134.35	\$1.72 ↑	\$33.46 ↑
	Total all Grades	1,641	\$130.71	\$0.59 ↑	\$26.59 ↑

## Spread Comparison Values

### Beef Type minus Dairy Type

(Weekly Information from 2pm Previous Monday to 10am Current Monday; Includes Negotiated, Formula Nets, Contract Nets, & Grid Nets)

Purchasing Basis	Current	Week Ago Change	Year Ago Change
Dressed	\$17.27 ↑	\$14.50 ↑	\$9.98 ↑
Live	\$11.22 ↑	\$10.50 ↑	\$11.96 ↑

### Formula Net minus Negotiated

(Beef Type Cattle; All live transactions converted to a dressed price)

### 52 Week Rolling Average

\$1.97





# National Weekly Fed Cattle Comprehensive

Agricultural Marketing Service  
Livestock, Poultry, and Grain Market News

February 22, 2022

## Formula Base minus Negotiated

(Beef Type Cattle; All live transactions converted to a dressed price)

52 Week Rolling Average

(\$1.75)



## Formula Net minus Formula Base

(Beef Type Cattle; All live transactions converted to a dressed price)

52 Week Rolling Average

\$3.72



## Grading % and Carcass Weights

(Beef Type Cattle; Includes Formula Net, Contract Net, and Grid Net; Grading % includes Choice & higher; Carcass Weight includes all grades; All live transactions converted to a dressed basis)

Grading %

84.6

Week Ago

85.6



Dressed Weight

884.9

Week Ago

892.1



## Daily Formula Base Volume

Tue Feb 15

80,539

Wed Feb 16

31,551

Thu Feb 17

26,736

Fri Feb 18

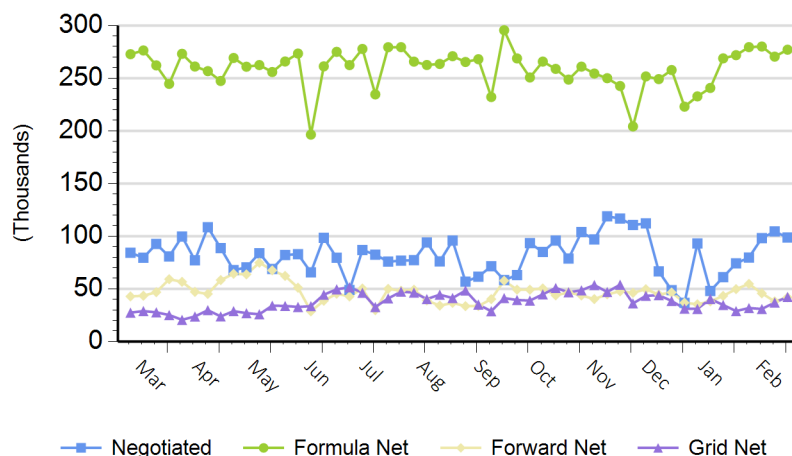
22,082

Mon Feb 21

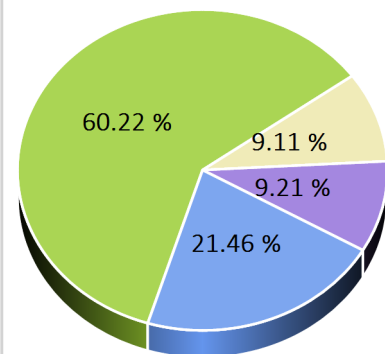
93,952

## Purchasing Basis Volume

### Weekly Purchasing Basis



### Previous Week





# National Weekly Fed Cattle Comprehensive

Agricultural Marketing Service  
Livestock, Poultry, and Grain Market News

February 22, 2022

## Weekly Negotiated Avg. Price by Delivery Period

(Beef Type Cattle: All live transactions converted to dressed price)

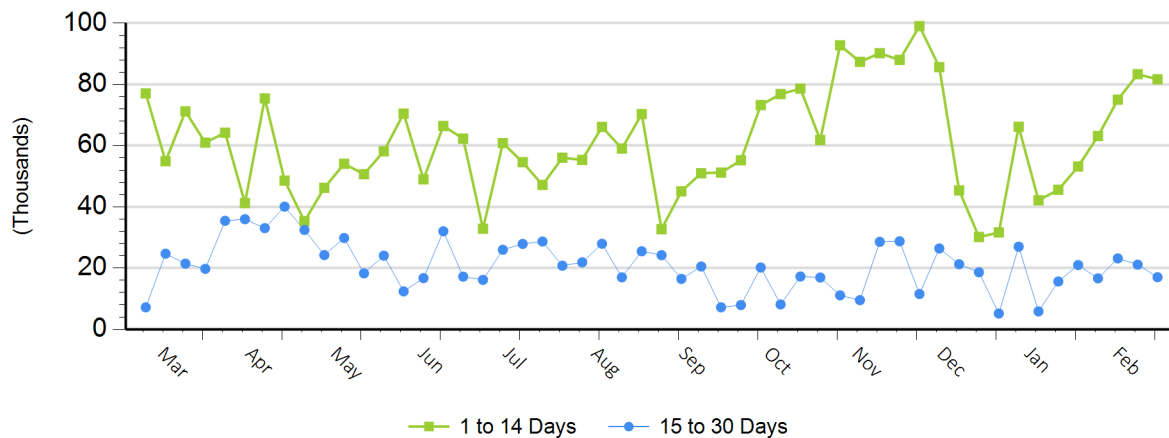
Avg Price (1 to 14 Days)

N/A

Avg Price (15 to 30 Days)

N/A

## Weekly Negotiated Head Count by Delivery Period



For more Information about this report, please visit this link: [National Weekly Fed Cattle Comprehensive Overview](#)