



# National Weekly Fed Cattle Comprehensive

Agricultural Marketing Service

Livestock, Poultry, and Grain Market News

February 08, 2022

## Weighted Average Prices

(Weekly Information from 2pm Previous Monday to 10am Current Monday; Includes Negotiated, Formula Nets, Contract Nets, & Grid Nets)"

### All Steers & Heifers (Beef Type Cattle)

Purchasing Basis	% Choice	Head	Avg Price	Week Ago Change	Year Ago Change
Dressed	> 65% Choice	277,728	\$220.76	\$0.35	\$40.48
	< 65% Choice	21,452	\$214.86	(\$0.30)	\$38.75
	Total all Grades	299,180	\$220.34	\$0.33	\$40.28
Live	> 65% Choice	117,148	\$139.48	\$1.06	\$25.30
	< 65% Choice	6,479	\$138.70	\$1.48	\$25.03
	Total all Grades	123,627	\$139.44	\$1.07	\$25.32

### Dairy Bred

Purchasing Basis	% Choice	Head	Avg Price	Week Ago Change	Year Ago Change
Dressed	> 65% Choice	24,389	\$205.80	(\$1.50)	\$34.58
	< 65% Choice	1,009	\$188.82	(\$8.09)	\$28.81
	Total all Grades	25,398	\$205.12	(\$1.59)	\$34.74
Live	> 65% Choice	1,944	\$126.01	(\$2.12)	\$24.99
	< 65% Choice	320	\$130.45	(\$0.55)	\$28.10
	Total all Grades	2,264	\$126.64	(\$1.70)	\$25.49

## Spread Comparison Values

### Beef Type minus Dairy Type

(Weekly Information from 2pm Previous Monday to 10am Current Monday; Includes Negotiated, Formula Nets, Contract Nets, & Grid Nets)

Purchasing Basis	Current	Week Ago Change	Year Ago Change
Dressed	\$15.22	\$13.30	\$9.68
Live	\$12.80	\$10.03	\$12.97

### Formula Net minus Negotiated

(Beef Type Cattle; All live transactions converted to a dressed price)

### 52 Week Rolling Average

\$2.28



# National Weekly Fed Cattle Comprehensive

Agricultural Marketing Service  
Livestock, Poultry, and Grain Market News

February 08, 2022

## Formula Base minus Negotiated

(Beef Type Cattle; All live transactions converted to a dressed price)

52 Week Rolling Average

(\$1.51)



## Formula Net minus Formula Base

(Beef Type Cattle; All live transactions converted to a dressed price)

52 Week Rolling Average

\$3.79



## Grading % and Carcass Weights

(Beef Type Cattle; Includes Formula Net, Contract Net, and Grid Net; Grading % includes Choice & higher; Carcass Weight includes all grades; All live transactions converted to a dressed basis)

Grading %

84.5

Week Ago

84.8



Dressed Weight

895.5

Week Ago

899.4



## Daily Formula Base Voume

Tue Feb 01

30,985

Wed Feb 02

35,827

Thu Feb 03

28,018

Fri Feb 04

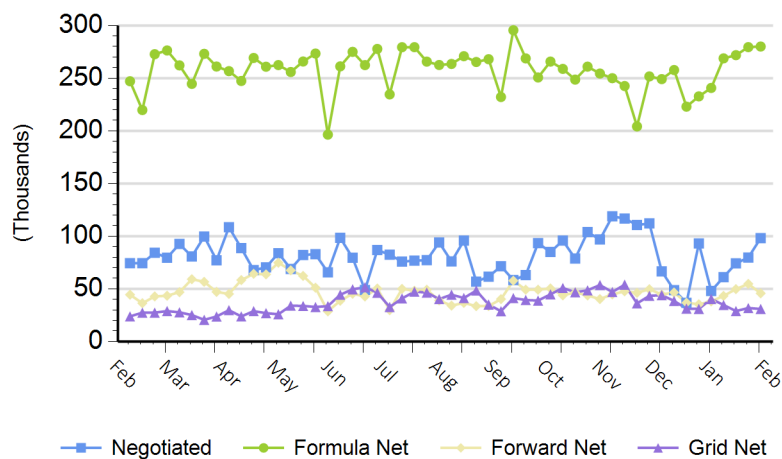
20,667

Mon Feb 07

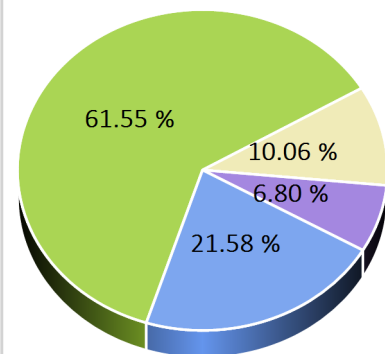
127,692

## Purchasing Basis Volume

### Weekly Purchasing Basis



### Previous Week





# National Weekly Fed Cattle Comprehensive

Agricultural Marketing Service  
Livestock, Poultry, and Grain Market News

February 08, 2022

## Weekly Negotiated Avg. Price by Delivery Period

(Beef Type Cattle: All live transactions converted to dressed price)

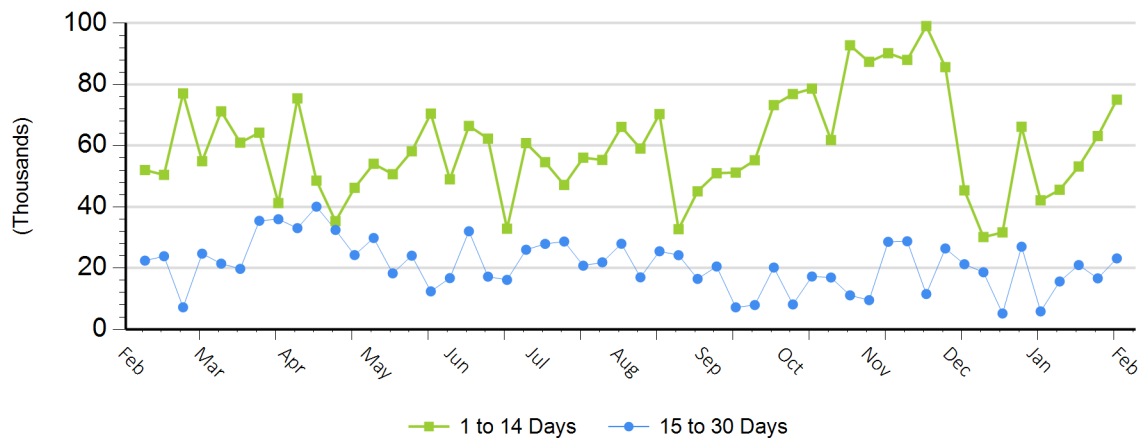
Avg Price (1 to 14 Days)

N/A

Avg Price (15 to 30 Days)

N/A

## Weekly Negotiated Head Count by Delivery Period



For more Information about this report, please visit this link: [National Weekly Fed Cattle Comprehensive Overview](#)