



# National Weekly Fed Cattle Comprehensive

Agricultural Marketing Service

Livestock, Poultry, and Grain Market News

January 18, 2022

## Weighted Average Prices

(Weekly Information from 2pm Previous Monday to 10am Current Monday; Includes Negotiated, Formula Nets, Contract Nets, & Grid Nets)"

### All Steers & Heifers (Beef Type Cattle)

Purchasing Basis	% Choice	Head	Avg Price	Week Ago Change	Year Ago Change
Dressed	> 65% Choice	256,978	\$222.02	\$1.07 ↑	\$42.84 ↑
	< 65% Choice	22,525	\$216.93	\$2.21 ↑	\$41.10 ↑
	Total all Grades	279,503	\$221.61	\$1.22 ↑	\$42.68 ↑
Live	> 65% Choice	94,393	\$139.32	(\$0.16) ↓	\$26.59 ↑
	< 65% Choice	7,026	\$138.02	\$0.44 ↑	\$25.67 ↑
	Total all Grades	101,419	\$139.23	(\$0.12) ↓	\$26.54 ↑

### Dairy Bred

Purchasing Basis	% Choice	Head	Avg Price	Week Ago Change	Year Ago Change
Dressed	> 65% Choice	21,947	\$206.19	\$1.88 ↑	\$34.92 ↑
	< 65% Choice	1,620	\$194.27	(\$3.43) ↓	\$33.85 ↑
	Total all Grades	23,567	\$205.37	\$1.35 ↑	\$34.66 ↑
Live	> 65% Choice	1,148	\$130.26	\$6.00 ↑	\$28.88 ↑
	< 65% Choice	133	\$131.91	\$6.66 ↑	\$34.33 ↑
	Total all Grades	1,281	\$130.44	\$6.05 ↑	\$29.37 ↑

## Spread Comparison Values

### Beef Type minus Dairy Type

(Weekly Information from 2pm Previous Monday to 10am Current Monday; Includes Negotiated, Formula Nets, Contract Nets, & Grid Nets)

Purchasing Basis	Current	Week Ago Change	Year Ago Change
Dressed	\$16.24 ↑	\$16.37 ↑	\$8.22 ↑
Live	\$8.79 ↑	\$14.96 ↑	\$11.62 ↑

### Formula Net minus Negotiated

(Beef Type Cattle; All live transactions converted to a dressed price)

### 52 Week Rolling Average

\$2.29





# National Weekly Fed Cattle Comprehensive

Agricultural Marketing Service  
Livestock, Poultry, and Grain Market News

January 18, 2022

## Formula Base minus Negotiated

(Beef Type Cattle; All live transactions converted to a dressed price)

52 Week Rolling Average

(\$1.59)



## Formula Net minus Formula Base

(Beef Type Cattle; All live transactions converted to a dressed price)

52 Week Rolling Average

\$3.88



## Grading % and Carcass Weights

(Beef Type Cattle; Includes Formula Net, Contract Net, and Grid Net; Grading % includes Choice & higher; Carcass Weight includes all grades; All live transactions converted to a dressed basis)

Grading %

83.8

Week Ago

83.5



Dressed Weight

896.8

Week Ago

899.8



## Daily Formula Base Volume

Tue Jan 11

57,233

Wed Jan 12

30,580

Thu Jan 13

24,151

Fri Jan 14

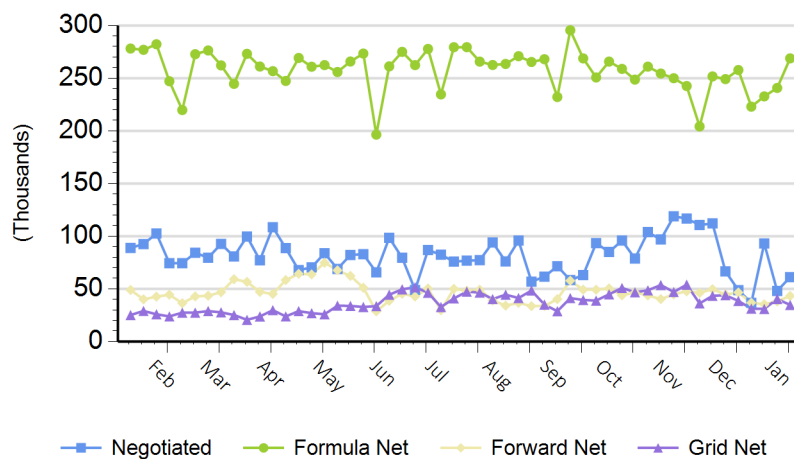
19,657

Mon Jan 17

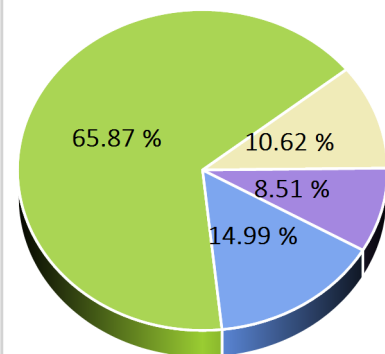
131,452

## Purchasing Basis Volume

### Weekly Purchasing Basis



### Previous Week





# National Weekly Fed Cattle Comprehensive

Agricultural Marketing Service  
Livestock, Poultry, and Grain Market News

January 18, 2022

## Weekly Negotiated Avg. Price by Delivery Period

(Beef Type Cattle: All live transactions converted to dressed price)

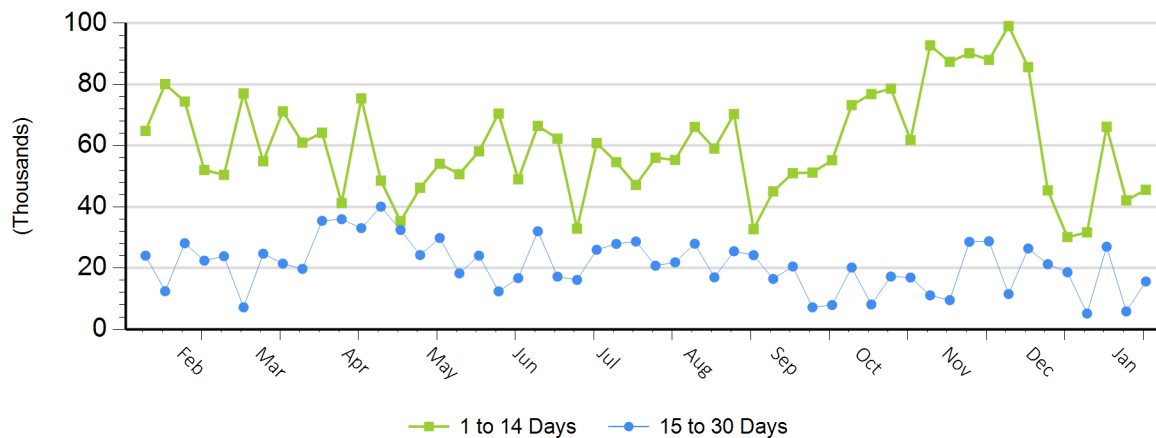
Avg Price (1 to 14 Days)

N/A

Avg Price (15 to 30 Days)

N/A

## Weekly Negotiated Head Count by Delivery Period



For more Information about this report, please visit this link: [National Weekly Fed Cattle Comprehensive Overview](#)