



National Weekly Fed Cattle Comprehensive

Agricultural Marketing Service

Livestock, Poultry, and Grain Market News

December 21, 2021

Weighted Average Prices

(Weekly Information from 2pm Previous Monday to 10am Current Monday; Includes Negotiated, Formula Nets, Contract Nets, & Grid Nets)"

All Steers & Heifers (Beef Type Cattle)

Purchasing Basis	% Choice	Head	Avg Price	Week Ago Change	Year Ago Change
Dressed	> 65% Choice	244,357	\$224.81	\$1.00 ↑	\$48.74 ↑
	< 65% Choice	30,202	\$220.45	\$0.72 ↑	\$49.10 ↑
	Total all Grades	274,559	\$224.33	\$0.92 ↑	\$48.74 ↑
Live	> 65% Choice	75,978	\$140.58	\$0.10 ↑	\$30.01 ↑
	< 65% Choice	8,931	\$140.04	\$1.37 ↑	\$30.82 ↑
	Total all Grades	84,909	\$140.52	\$0.25 ↑	\$30.08 ↑

Dairy Bred

Purchasing Basis	% Choice	Head	Avg Price	Week Ago Change	Year Ago Change
Dressed	> 65% Choice	25,065	\$204.91	\$2.36 ↑	\$37.13 ↑
	< 65% Choice	2,101	\$195.09	\$4.35 ↑	\$39.52 ↑
	Total all Grades	27,166	\$204.15	\$2.18 ↑	\$37.00 ↑
Live	> 65% Choice	1,045	\$131.63	\$1.69 ↑	\$35.05 ↑
	< 65% Choice	207	\$130.48	(\$3.52) ↓	\$37.48 ↑
	Total all Grades	1,252	\$131.44	\$0.14 ↑	\$34.97 ↑

Spread Comparison Values

Beef Type minus Dairy Type

(Weekly Information from 2pm Previous Monday to 10am Current Monday; Includes Negotiated, Formula Nets, Contract Nets, & Grid Nets)

Purchasing Basis	Current	Week Ago Change	Year Ago Change
Dressed	\$20.18 ↑	\$21.44 ↑	\$8.44 ↑
Live	\$9.08 ↑	\$8.97 ↑	\$13.97 ↑

Formula Net minus Negotiated

(Beef Type Cattle; All live transactions converted to a dressed price)

52 Week Rolling Average

\$2.08





National Weekly Fed Cattle Comprehensive

Agricultural Marketing Service
Livestock, Poultry, and Grain Market News

December 21, 2021

Formula Base minus Negotiated

(Beef Type Cattle; All live transactions converted to a dressed price)

52 Week Rolling Average

(\$1.85)



Formula Net minus Formula Base

(Beef Type Cattle; All live transactions converted to a dressed price)

52 Week Rolling Average

\$3.93



Grading % and Carcass Weights

(Beef Type Cattle; Includes Formula Net, Contract Net, and Grid Net; Grading % includes Choice & higher; Carcass Weight includes all grades; All live transactions converted to a dressed basis)

Grading %

81.5

Week Ago

81.3



Dressed Weight

898.4

Week Ago

898.8



Daily Formula Base Volume

Tue Dec 14

38,007

Wed Dec 15

31,374

Thu Dec 16

28,179

Fri Dec 17

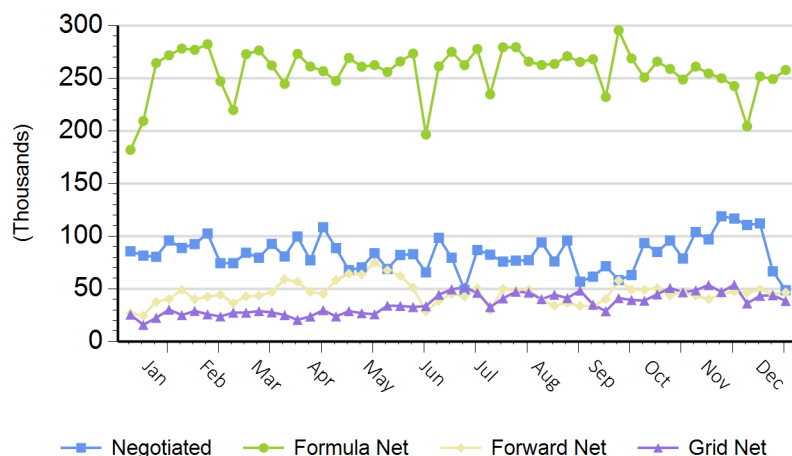
20,664

Mon Dec 20

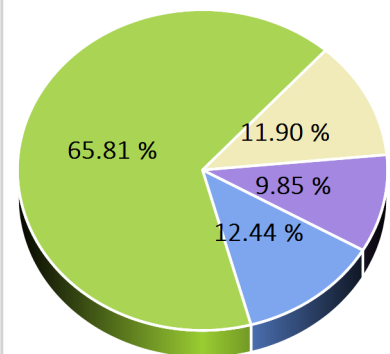
137,259

Purchasing Basis Volume

Weekly Purchasing Basis



Previous Week





National Weekly Fed Cattle Comprehensive

Agricultural Marketing Service
Livestock, Poultry, and Grain Market News

December 21, 2021

Weekly Negotiated Avg. Price by Delivery Period

(Beef Type Cattle: All live transactions converted to dressed price)

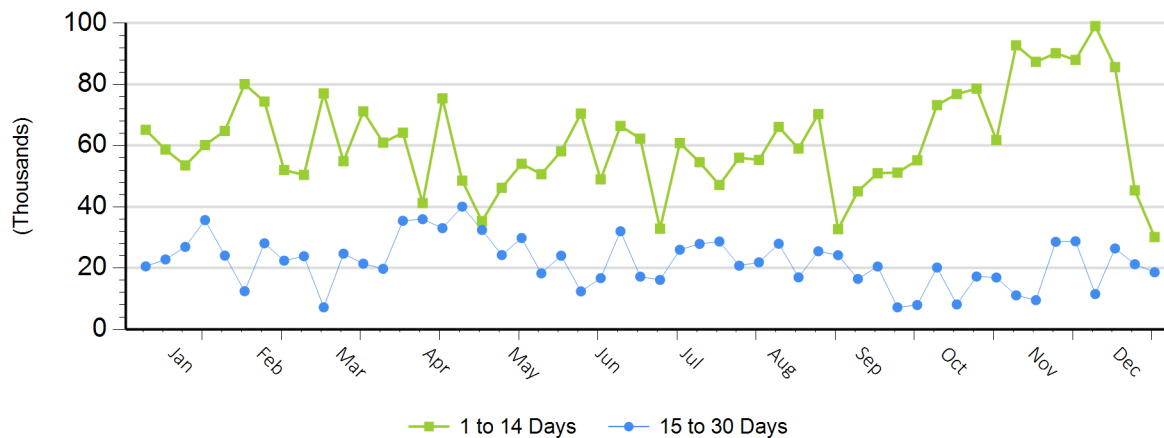
Avg Price (1 to 14 Days)

\$217.74

Avg Price (15 to 30 Days)

\$218.61

Weekly Negotiated Head Count by Delivery Period



For more Information about this report, please visit this link: [National Weekly Fed Cattle Comprehensive Overview](#)