



# National Weekly Fed Cattle Comprehensive

Agricultural Marketing Service

Livestock, Poultry, and Grain Market News

December 14, 2021

## Weighted Average Prices

(Weekly Information from 2pm Previous Monday to 10am Current Monday; Includes Negotiated, Formula Nets, Contract Nets, & Grid Nets)"

### All Steers & Heifers (Beef Type Cattle)

Purchasing Basis	% Choice	Head	Avg Price	Week Ago Change	Year Ago Change
Dressed	> 65% Choice	253,999	\$223.81	\$5.40 ↑	\$45.89 ↑
	< 65% Choice	27,744	\$219.73	\$6.77 ↑	\$46.34 ↑
	Total all Grades	281,743	\$223.41	\$5.66 ↑	\$45.96 ↑
Live	> 65% Choice	83,588	\$140.48	\$0.65 ↑	\$28.81 ↑
	< 65% Choice	10,921	\$138.67	\$0.85 ↑	\$28.16 ↑
	Total all Grades	94,509	\$140.27	\$0.59 ↑	\$28.74 ↑

### Dairy Bred

Purchasing Basis	% Choice	Head	Avg Price	Week Ago Change	Year Ago Change
Dressed	> 65% Choice	21,658	\$202.55	\$1.53 ↑	\$32.92 ↑
	< 65% Choice	1,114	\$190.74	\$5.39 ↑	\$35.58 ↑
	Total all Grades	22,772	\$201.97	\$2.32 ↑	\$33.12 ↑
Live	> 65% Choice	581	\$129.94	\$1.85 ↑	\$31.14 ↑
	< 65% Choice	295	\$134.00	\$2.33 ↑	\$39.23 ↑
	Total all Grades	876	\$131.30	\$2.98 ↑	\$33.09 ↑

## Spread Comparison Values

### Beef Type minus Dairy Type

(Weekly Information from 2pm Previous Monday to 10am Current Monday; Includes Negotiated, Formula Nets, Contract Nets, & Grid Nets)

Purchasing Basis	Current	Week Ago Change	Year Ago Change
Dressed	\$21.44 ↑	\$18.10 ↑	\$8.60 ↑
Live	\$8.97 ↑	\$11.36 ↑	\$13.32 ↑

### Formula Net minus Negotiated

(Beef Type Cattle; All live transactions converted to a dressed price)

### 52 Week Rolling Average

\$1.74





# National Weekly Fed Cattle Comprehensive

Agricultural Marketing Service  
Livestock, Poultry, and Grain Market News

December 14, 2021

## Formula Base minus Negotiated

(Beef Type Cattle; All live transactions converted to a dressed price)

52 Week Rolling Average

(\$2.24)



## Formula Net minus Formula Base

(Beef Type Cattle; All live transactions converted to a dressed price)

52 Week Rolling Average

\$3.98



## Grading % and Carcass Weights

(Beef Type Cattle; Includes Formula Net, Contract Net, and Grid Net; Grading % includes Choice & higher; Carcass Weight includes all grades; All live transactions converted to a dressed basis)

Grading %

81.3

Week Ago

81.2



Dressed Weight

898.8

Week Ago

892.3



## Daily Formula Base Volume

Tue Dec 07

40,853

Wed Dec 08

28,406

Thu Dec 09

22,512

Fri Dec 10

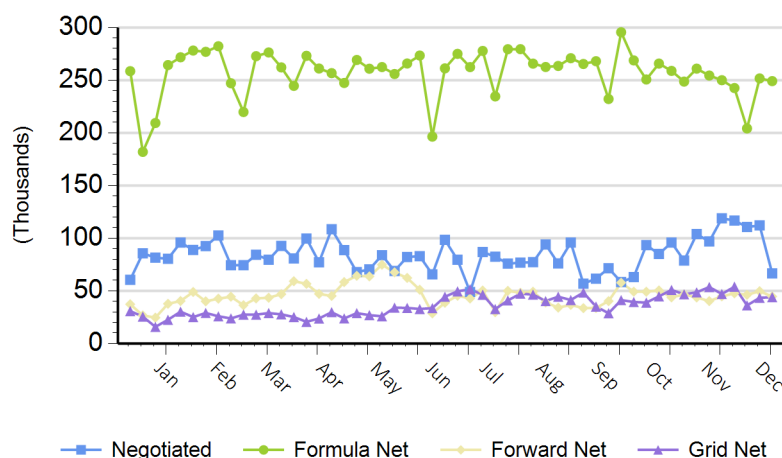
21,177

Mon Dec 13

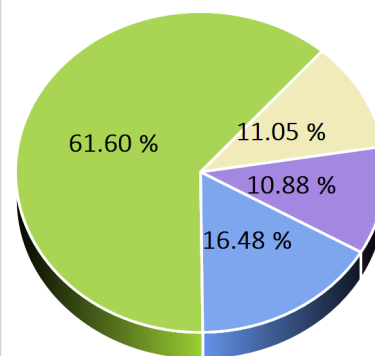
146,823

## Purchasing Basis Volume

### Weekly Purchasing Basis



### Previous Week





# National Weekly Fed Cattle Comprehensive

Agricultural Marketing Service  
Livestock, Poultry, and Grain Market News

December 14, 2021

## Weekly Negotiated Avg. Price by Delivery Period

(Beef Type Cattle: All live transactions converted to dressed price)

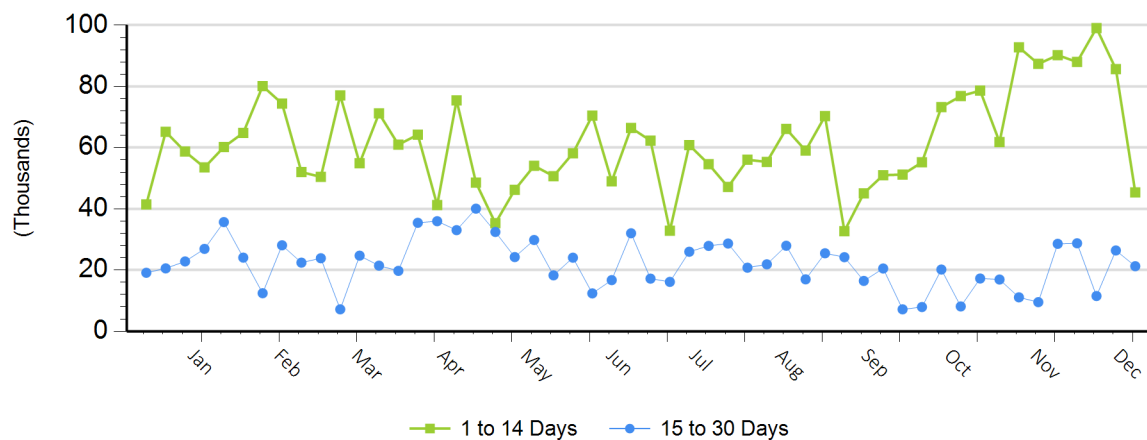
Avg Price (1 to 14 Days)

\$220.51

Avg Price (15 to 30 Days)

\$219.71

## Weekly Negotiated Head Count by Delivery Period



For more Information about this report, please visit this link: [National Weekly Fed Cattle Comprehensive Overview](#)