



National Weekly Fed Cattle Comprehensive

Agricultural Marketing Service

Livestock, Poultry, and Grain Market News

November 16, 2021

Weighted Average Prices

(Weekly Information from 2pm Previous Monday to 10am Current Monday; Includes Negotiated, Formula Nets, Contract Nets, & Grid Nets)"

All Steers & Heifers (Beef Type Cattle)

Purchasing Basis	% Choice	Head	Avg Price	Week Ago Change	Year Ago Change
Dressed	> 65% Choice	248,621	\$207.23	\$3.75 ↑	\$35.11 ↑
	< 65% Choice	35,186	\$200.97	\$4.62 ↑	\$33.30 ↑
	Total all Grades	283,807	\$206.45	\$4.10 ↑	\$34.72 ↑
Live	> 65% Choice	137,638	\$131.09	\$2.09 ↑	\$21.40 ↑
	< 65% Choice	12,411	\$128.99	\$3.17 ↑	\$20.57 ↑
	Total all Grades	150,049	\$130.92	\$2.25 ↑	\$21.35 ↑

Dairy Bred

Purchasing Basis	% Choice	Head	Avg Price	Week Ago Change	Year Ago Change
Dressed	> 65% Choice	19,481	\$195.72	\$3.31 ↑	\$30.97 ↑
	< 65% Choice	2,652	\$185.18	\$1.56 ↑	\$34.65 ↑
	Total all Grades	22,133	\$194.45	\$3.03 ↑	\$30.45 ↑
Live	> 65% Choice	1,649	\$121.34	\$3.77 ↑	\$26.97 ↑
	< 65% Choice	132	\$114.23	\$114.23 ↑	\$20.93 ↑
	Total all Grades	1,781	\$120.82	\$3.25 ↑	\$26.48 ↑

Spread Comparison Values

Beef Type minus Dairy Type

(Weekly Information from 2pm Previous Monday to 10am Current Monday; Includes Negotiated, Formula Nets, Contract Nets, & Grid Nets)

Purchasing Basis	Current	Week Ago Change	Year Ago Change
Dressed	\$12.00 ↑	\$10.93 ↑	\$7.73 ↑
Live	\$10.10 ↑	\$11.10 ↑	\$15.23 ↑

Formula Net minus Negotiated

(Beef Type Cattle; All live transactions converted to a dressed price)

52 Week Rolling Average

\$2.75





National Weekly Fed Cattle Comprehensive

Agricultural Marketing Service
Livestock, Poultry, and Grain Market News

November 16, 2021

Formula Base minus Negotiated

(Beef Type Cattle; All live transactions converted to a dressed price)

52 Week Rolling Average

(\$1.32)



Formula Net minus Formula Base

(Beef Type Cattle; All live transactions converted to a dressed price)

52 Week Rolling Average

\$4.07



Grading % and Carcass Weights

(Beef Type Cattle; Includes Formula Net, Contract Net, and Grid Net; Grading % includes Choice & higher; Carcass Weight includes all grades; All live transactions converted to a dressed basis)

Grading %

80.7

Week Ago

79.1



Dressed Weight

889.3

Week Ago

884.3



Daily Formula Base Voume

Tue Nov 09

78,802

Wed Nov 10

23,045

Thu Nov 11

23,916

Fri Nov 12

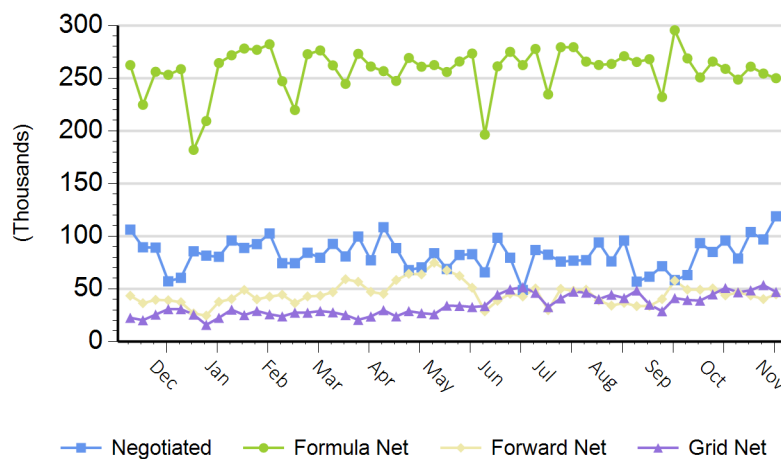
20,341

Mon Nov 15

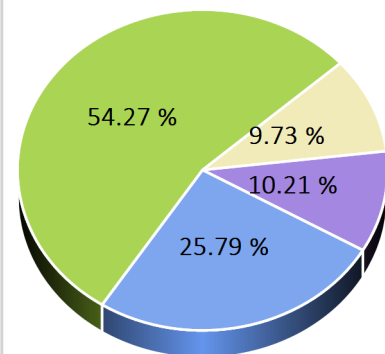
135,847

Purchasing Basis Volume

Weekly Purchasing Basis



Previous Week





National Weekly Fed Cattle Comprehensive

Agricultural Marketing Service
Livestock, Poultry, and Grain Market News

November 16, 2021

Weekly Negotiated Avg. Price by Delivery Period

(Beef Type Cattle: All live transactions converted to dressed price)

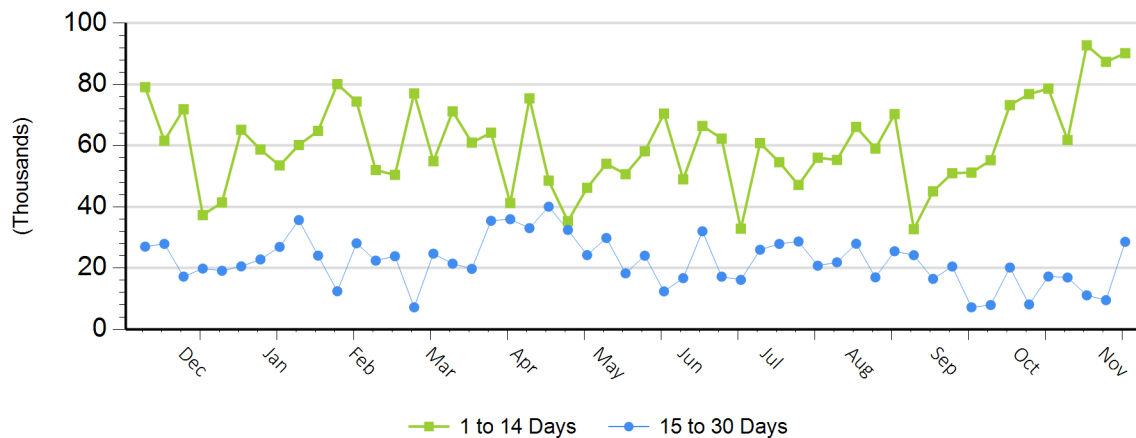
Avg Price (1 to 14 Days)

\$208.32

Avg Price (15 to 30 Days)

\$206.88

Weekly Negotiated Head Count by Delivery Period



For more Information about this report, please visit this link: [National Weekly Fed Cattle Comprehensive Overview](#)