



# National Weekly Fed Cattle Comprehensive

Agricultural Marketing Service

Livestock, Poultry, and Grain Market News

November 09, 2021

## Weighted Average Prices

(Weekly Information from 2pm Previous Monday to 10am Current Monday; Includes Negotiated, Formula Nets, Contract Nets, & Grid Nets)"

### All Steers & Heifers (Beef Type Cattle)

Purchasing Basis	% Choice	Head	Avg Price	Week Ago Change	Year Ago Change
Dressed	> 65% Choice	243,676	\$203.48	\$1.71 ↑	\$33.47 ↑
	< 65% Choice	46,061	\$196.35	\$1.79 ↑	\$29.15 ↑
	Total all Grades	289,737	\$202.35	\$1.61 ↑	\$32.61 ↑
Live	> 65% Choice	114,867	\$129.00	\$2.21 ↑	\$21.45 ↑
	< 65% Choice	13,134	\$125.82	\$1.10 ↑	\$19.09 ↑
	Total all Grades	128,001	\$128.67	\$2.07 ↑	\$21.19 ↑

### Dairy Bred

Purchasing Basis	% Choice	Head	Avg Price	Week Ago Change	Year Ago Change
Dressed	> 65% Choice	21,809	\$192.41	\$0.04 ↑	\$27.42 ↑
	< 65% Choice	2,759	\$183.62	\$2.71 ↑	\$32.63 ↑
	Total all Grades	24,568	\$191.42	\$0.62 ↑	\$27.53 ↑
Live	> 65% Choice	1,496	\$117.57	\$2.32 ↑	\$23.44 ↑
	< 65% Choice			\$0.00 ↓	(\$93.01) ↓
	Total all Grades	1,496	\$117.57	\$2.32 ↑	\$23.64 ↑

## Spread Comparison Values

### Beef Type minus Dairy Type

(Weekly Information from 2pm Previous Monday to 10am Current Monday; Includes Negotiated, Formula Nets, Contract Nets, & Grid Nets)

Purchasing Basis	Current	Week Ago Change	Year Ago Change
Dressed	\$10.93 ↑	\$9.94 ↑	\$5.85 ↑
Live	\$11.10 ↑	\$11.35 ↑	\$13.55 ↑

### Formula Net minus Negotiated

(Beef Type Cattle; All live transactions converted to a dressed price)

### 52 Week Rolling Average

\$3.04





# National Weekly Fed Cattle Comprehensive

Agricultural Marketing Service  
Livestock, Poultry, and Grain Market News

November 09, 2021

## Formula Base minus Negotiated

(Beef Type Cattle; All live transactions converted to a dressed price)

52 Week Rolling Average

(\$1.02)



## Formula Net minus Formula Base

(Beef Type Cattle; All live transactions converted to a dressed price)

52 Week Rolling Average

\$4.06



## Grading % and Carcass Weights

(Beef Type Cattle; Includes Formula Net, Contract Net, and Grid Net; Grading % includes Choice & higher; Carcass Weight includes all grades; All live transactions converted to a dressed basis)

Grading %

79.1

Week Ago

79.8



Dressed Weight

884.3

Week Ago

887.0



## Daily Formula Base Voume

Tue Nov 02

25,957

Wed Nov 03

30,483

Thu Nov 04

22,939

Fri Nov 05

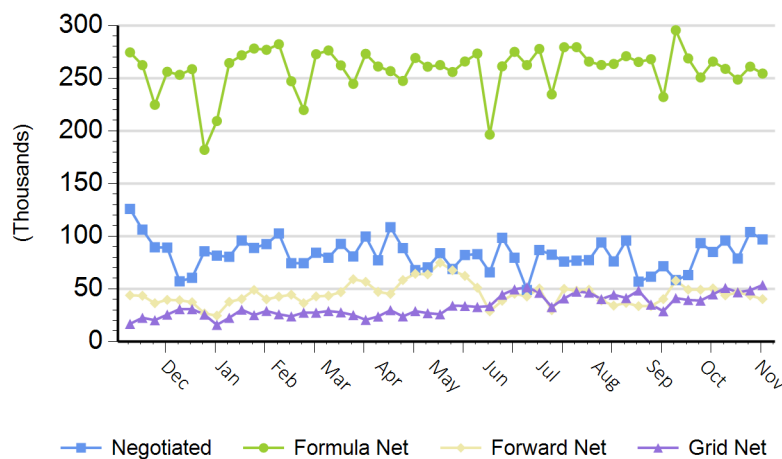
22,679

Mon Nov 08

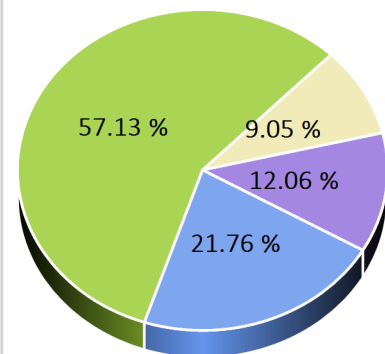
94,947

## Purchasing Basis Volume

### Weekly Purchasing Basis



### Previous Week





# National Weekly Fed Cattle Comprehensive

Agricultural Marketing Service  
Livestock, Poultry, and Grain Market News

November 09, 2021

## Weekly Negotiated Avg. Price by Delivery Period

(Beef Type Cattle: All live transactions converted to dressed price)

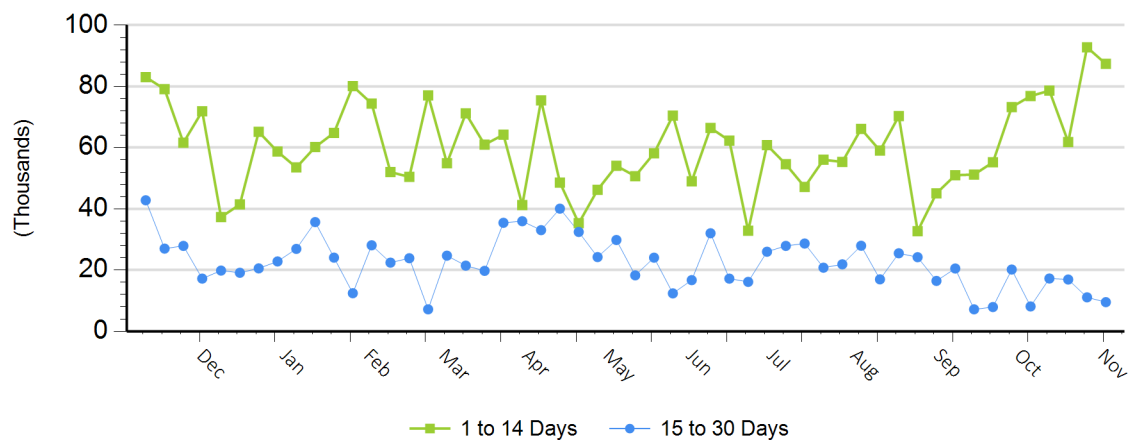
**Avg Price (1 to 14 Days)**

\$203.88

**Avg Price (15 to 30 Days)**

\$202.72

## Weekly Negotiated Head Count by Delivery Period



For more Information about this report, please visit this link: [National Weekly Fed Cattle Comprehensive Overview](#)