



National Weekly Fed Cattle Comprehensive

Agricultural Marketing Service

Livestock, Poultry, and Grain Market News

November 02, 2021

Weighted Average Prices

(Weekly Information from 2pm Previous Monday to 10am Current Monday; Includes Negotiated, Formula Nets, Contract Nets, & Grid Nets)"

All Steers & Heifers (Beef Type Cattle)

Purchasing Basis	% Choice	Head	Avg Price	Week Ago Change	Year Ago Change
Dressed	> 65% Choice	256,642	\$201.77	\$0.94 ↑	\$30.30 ↑
	< 65% Choice	42,735	\$194.56	\$0.11 ↑	\$26.44 ↑
	Total all Grades	299,377	\$200.74	\$0.97 ↑	\$29.61 ↑
Live	> 65% Choice	121,522	\$126.79	\$1.00 ↑	\$18.92 ↑
	< 65% Choice	12,061	\$124.72	\$0.96 ↑	\$17.62 ↑
	Total all Grades	133,583	\$126.60	\$0.97 ↑	\$18.83 ↑

Dairy Bred

Purchasing Basis	% Choice	Head	Avg Price	Week Ago Change	Year Ago Change
Dressed	> 65% Choice	17,665	\$192.37	\$3.80 ↑	\$27.44 ↑
	< 65% Choice	2,806	\$180.91	\$3.43 ↑	\$33.46 ↑
	Total all Grades	20,471	\$190.80	\$4.12 ↑	\$27.32 ↑
Live	> 65% Choice	1,491	\$115.25	\$2.62 ↑	\$21.48 ↑
	< 65% Choice			\$0.00 ↓	(\$91.26) ↓
	Total all Grades	1,491	\$115.25	\$2.62 ↑	\$22.28 ↑

Spread Comparison Values

Beef Type minus Dairy Type

(Weekly Information from 2pm Previous Monday to 10am Current Monday; Includes Negotiated, Formula Nets, Contract Nets, & Grid Nets)

Purchasing Basis	Current	Week Ago Change	Year Ago Change
Dressed	\$9.94 ↑	\$13.09 ↑	\$7.65 ↑
Live	\$11.35 ↑	\$13.00 ↑	\$14.80 ↑

Formula Net minus Negotiated

(Beef Type Cattle; All live transactions converted to a dressed price)

52 Week Rolling Average

\$3.35





National Weekly Fed Cattle Comprehensive

Agricultural Marketing Service
Livestock, Poultry, and Grain Market News

November 02, 2021

Formula Base minus Negotiated

(Beef Type Cattle; All live transactions converted to a dressed price)

52 Week Rolling Average

(\$0.72)



Formula Net minus Formula Base

(Beef Type Cattle; All live transactions converted to a dressed price)

52 Week Rolling Average

\$4.07



Grading % and Carcass Weights

(Beef Type Cattle; Includes Formula Net, Contract Net, and Grid Net; Grading % includes Choice & higher; Carcass Weight includes all grades; All live transactions converted to a dressed basis)

Grading %

79.8

Week Ago

79.2



Dressed Weight

887.0

Week Ago

885.7



Daily Formula Base Voume

Tue Oct 26

26,268

Wed Oct 27

27,736

Thu Oct 28

24,695

Fri Oct 29

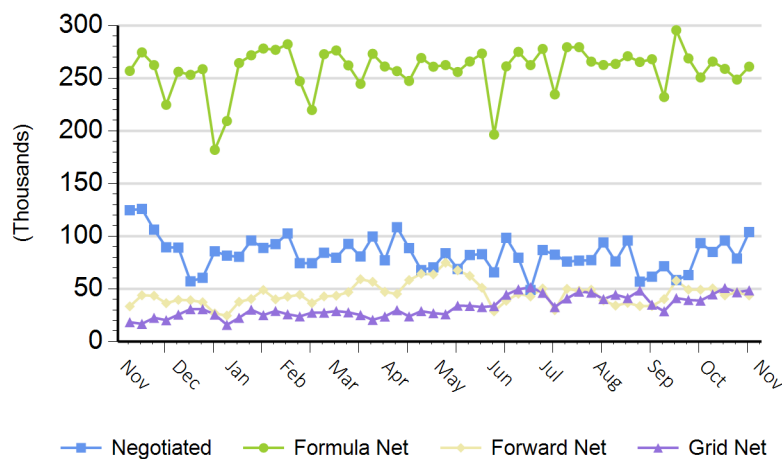
24,201

Mon Nov 01

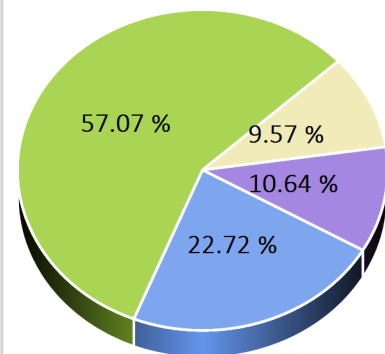
147,696

Purchasing Basis Volume

Weekly Purchasing Basis



Previous Week





National Weekly Fed Cattle Comprehensive

Agricultural Marketing Service
Livestock, Poultry, and Grain Market News

November 02, 2021

Weekly Negotiated Avg. Price by Delivery Period

(Beef Type Cattle: All live transactions converted to dressed price)

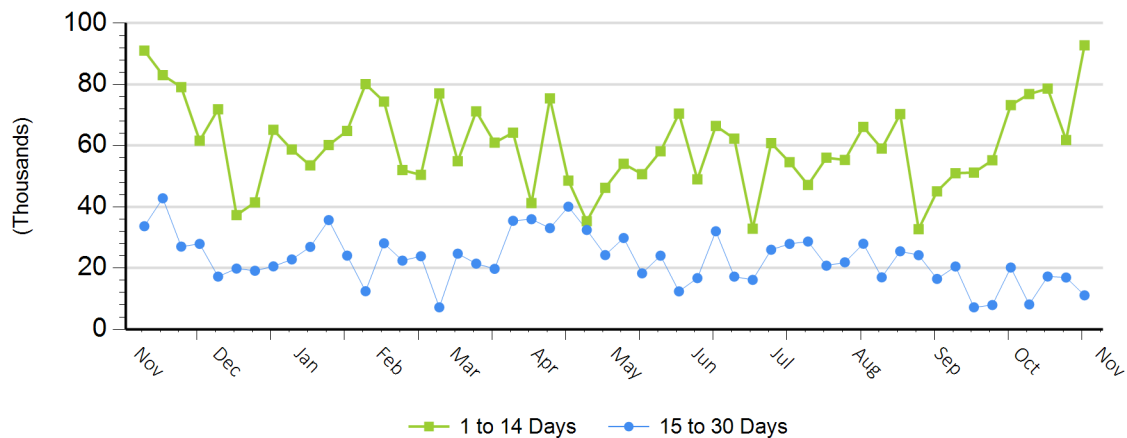
Avg Price (1 to 14 Days)

\$200.23

Avg Price (15 to 30 Days)

\$201.05

Weekly Negotiated Head Count by Delivery Period



For more Information about this report, please visit this link: [National Weekly Fed Cattle Comprehensive Overview](#)