



National Weekly Fed Cattle Comprehensive

Agricultural Marketing Service

Livestock, Poultry, and Grain Market News

October 26, 2021

Weighted Average Prices

(Weekly Information from 2pm Previous Monday to 10am Current Monday; Includes Negotiated, Formula Nets, Contract Nets, & Grid Nets)"

All Steers & Heifers (Beef Type Cattle)

Purchasing Basis	% Choice	Head	Avg Price	Week Ago Change	Year Ago Change
Dressed	> 65% Choice	240,618	\$200.83	\$0.12 ↑	\$28.08 ↑
	< 65% Choice	47,759	\$194.45	\$0.73 ↑	\$23.64 ↑
	Total all Grades	288,377	\$199.77	(\$0.02) ↓	\$27.21 ↑
Live	> 65% Choice	102,286	\$125.79	\$0.34 ↑	\$17.59 ↑
	< 65% Choice	8,737	\$123.76	(\$0.36) ↓	\$15.69 ↑
	Total all Grades	111,023	\$125.63	\$0.26 ↑	\$17.45 ↑

Dairy Bred

Purchasing Basis	% Choice	Head	Avg Price	Week Ago Change	Year Ago Change
Dressed	> 65% Choice	13,155	\$188.57	(\$0.23) ↓	\$23.31 ↑
	< 65% Choice	2,710	\$177.48	\$2.40 ↑	\$25.71 ↑
	Total all Grades	15,865	\$186.68	(\$0.07) ↓	\$22.32 ↑
Live	> 65% Choice	2,343	\$112.63	(\$2.66) ↓	\$16.28 ↑
	< 65% Choice			\$0.00 ↓	(\$96.51) ↓
	Total all Grades	2,343	\$112.63	(\$2.66) ↓	\$16.26 ↑

Spread Comparison Values

Beef Type minus Dairy Type

(Weekly Information from 2pm Previous Monday to 10am Current Monday; Includes Negotiated, Formula Nets, Contract Nets, & Grid Nets)

Purchasing Basis	Current	Week Ago Change	Year Ago Change
Dressed	\$13.09 ↑	\$13.04 ↑	\$8.20 ↑
Live	\$13.00 ↑	\$10.08 ↑	\$11.81 ↑

Formula Net minus Negotiated

(Beef Type Cattle; All live transactions converted to a dressed price)

52 Week Rolling Average

\$3.42





National Weekly Fed Cattle Comprehensive

Agricultural Marketing Service
Livestock, Poultry, and Grain Market News

October 26, 2021

Formula Base minus Negotiated

(Beef Type Cattle; All live transactions converted to a dressed price)

52 Week Rolling Average

(\$0.63)



Formula Net minus Formula Base

(Beef Type Cattle; All live transactions converted to a dressed price)

52 Week Rolling Average

\$4.05



Grading % and Carcass Weights

(Beef Type Cattle; Includes Formula Net, Contract Net, and Grid Net; Grading % includes Choice & higher; Carcass Weight includes all grades; All live transactions converted to a dressed basis)

Grading %

79.2

Week Ago

80.2



Dressed Weight

885.7

Week Ago

885.4



Daily Formula Base Volume

Tue Oct 19

25,300

Wed Oct 20

25,589

Thu Oct 21

23,885

Fri Oct 22

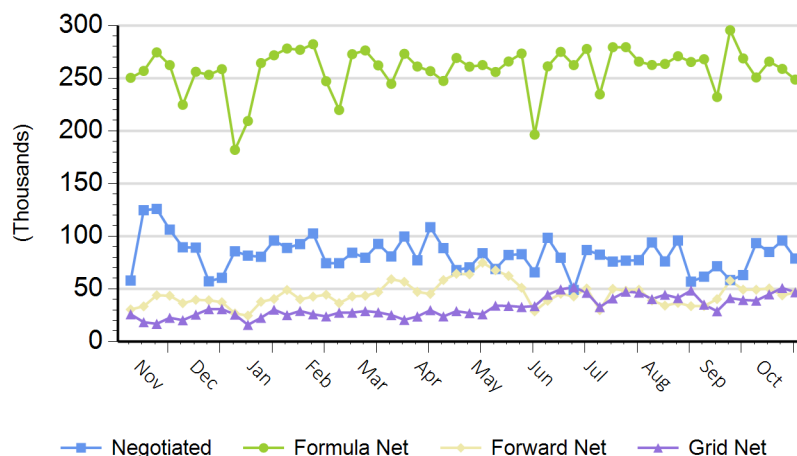
22,024

Mon Oct 25

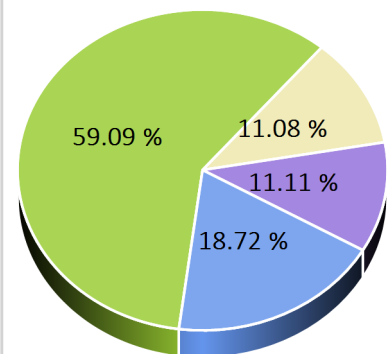
155,187

Purchasing Basis Volume

Weekly Purchasing Basis



Previous Week





National Weekly Fed Cattle Comprehensive

Agricultural Marketing Service
Livestock, Poultry, and Grain Market News

October 26, 2021

Weekly Negotiated Avg. Price by Delivery Period

(Beef Type Cattle: All live transactions converted to dressed price)

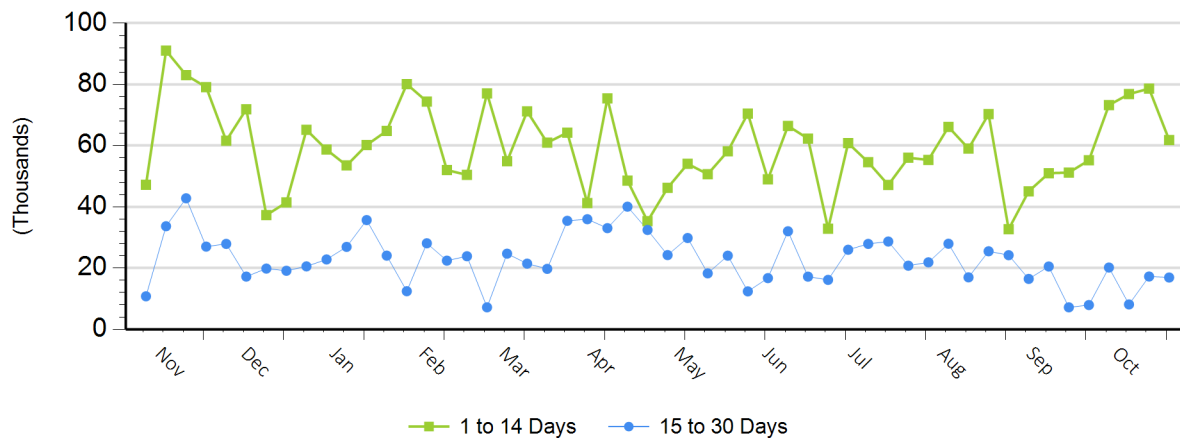
Avg Price (1 to 14 Days)

\$197.00

Avg Price (15 to 30 Days)

\$197.04

Weekly Negotiated Head Count by Delivery Period



For more Information about this report, please visit this link: [National Weekly Fed Cattle Comprehensive Overview](#)