



# National Weekly Fed Cattle Comprehensive

Agricultural Marketing Service

Livestock, Poultry, and Grain Market News

October 19, 2021

## Weighted Average Prices

(Weekly Information from 2pm Previous Monday to 10am Current Monday; Includes Negotiated, Formula Nets, Contract Nets, & Grid Nets)"

### All Steers & Heifers (Beef Type Cattle)

Purchasing Basis	% Choice	Head	Avg Price	Week Ago Change	Year Ago Change
Dressed	> 65% Choice	257,599	\$200.71	(\$0.38) ↓	\$28.19 ↑
	< 65% Choice	39,092	\$193.72	\$0.27 ↑	\$23.64 ↑
	Total all Grades	296,691	\$199.79	(\$0.33) ↓	\$27.50 ↑
Live	> 65% Choice	125,237	\$125.45	\$0.17 ↑	\$16.28 ↑
	< 65% Choice	8,007	\$124.12	\$0.13 ↑	\$15.94 ↑
	Total all Grades	133,244	\$125.37	\$0.16 ↑	\$16.31 ↑

### Dairy Bred

Purchasing Basis	% Choice	Head	Avg Price	Week Ago Change	Year Ago Change
Dressed	> 65% Choice	12,411	\$188.80	(\$1.48) ↓	\$24.10 ↑
	< 65% Choice	2,185	\$175.08	(\$2.70) ↓	\$22.86 ↑
	Total all Grades	14,596	\$186.75	(\$2.27) ↓	\$22.95 ↑
Live	> 65% Choice	1,594	\$115.29	\$0.14 ↑	\$18.62 ↑
	< 65% Choice			\$0.00 ↓	(\$93.65) ↓
	Total all Grades	1,594	\$115.29	\$0.14 ↑	\$19.08 ↑

## Spread Comparison Values

### Beef Type minus Dairy Type

(Weekly Information from 2pm Previous Monday to 10am Current Monday; Includes Negotiated, Formula Nets, Contract Nets, & Grid Nets)

Purchasing Basis	Current	Week Ago Change	Year Ago Change
Dressed	\$13.04 ↑	\$11.10 ↑	\$8.49 ↑
Live	\$10.08 ↑	\$10.06 ↑	\$12.85 ↑

### Formula Net minus Negotiated

(Beef Type Cattle; All live transactions converted to a dressed price)

### 52 Week Rolling Average

\$3.55





# National Weekly Fed Cattle Comprehensive

Agricultural Marketing Service  
Livestock, Poultry, and Grain Market News

October 19, 2021

## Formula Base minus Negotiated

(Beef Type Cattle; All live transactions converted to a dressed price)

52 Week Rolling Average

(\$0.50)



## Formula Net minus Formula Base

(Beef Type Cattle; All live transactions converted to a dressed price)

52 Week Rolling Average

\$4.05



## Grading % and Carcass Weights

(Beef Type Cattle; Includes Formula Net, Contract Net, and Grid Net; Grading % includes Choice & higher; Carcass Weight includes all grades; All live transactions converted to a dressed basis)

Grading %

80.2

Week Ago

80.5



Dressed Weight

885.4

Week Ago

888.2



## Daily Formula Base Volume

Tue Oct 12

29,101

Wed Oct 13

28,769

Thu Oct 14

26,273

Fri Oct 15

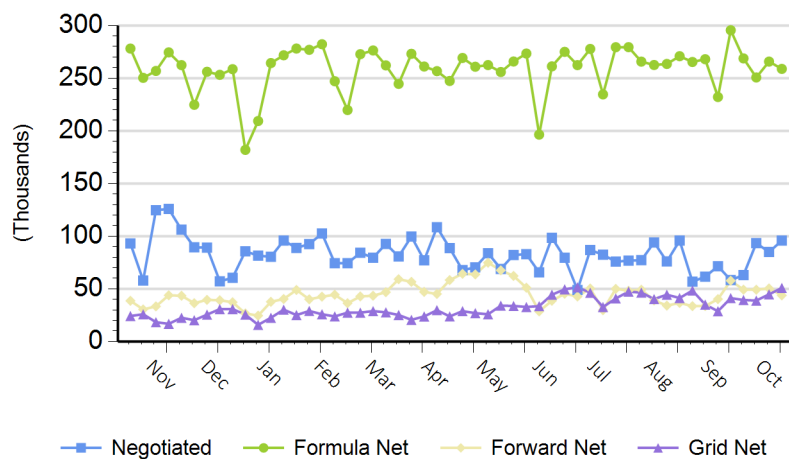
21,699

Mon Oct 18

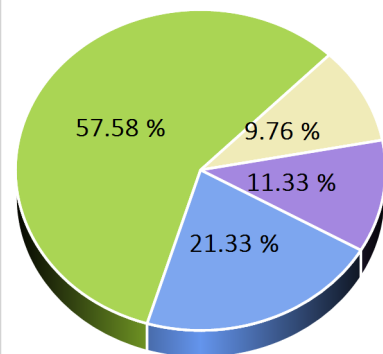
150,394

## Purchasing Basis Volume

### Weekly Purchasing Basis



### Previous Week





# National Weekly Fed Cattle Comprehensive

Agricultural Marketing Service  
Livestock, Poultry, and Grain Market News

October 19, 2021

## Weekly Negotiated Avg. Price by Delivery Period

(Beef Type Cattle: All live transactions converted to dressed price)

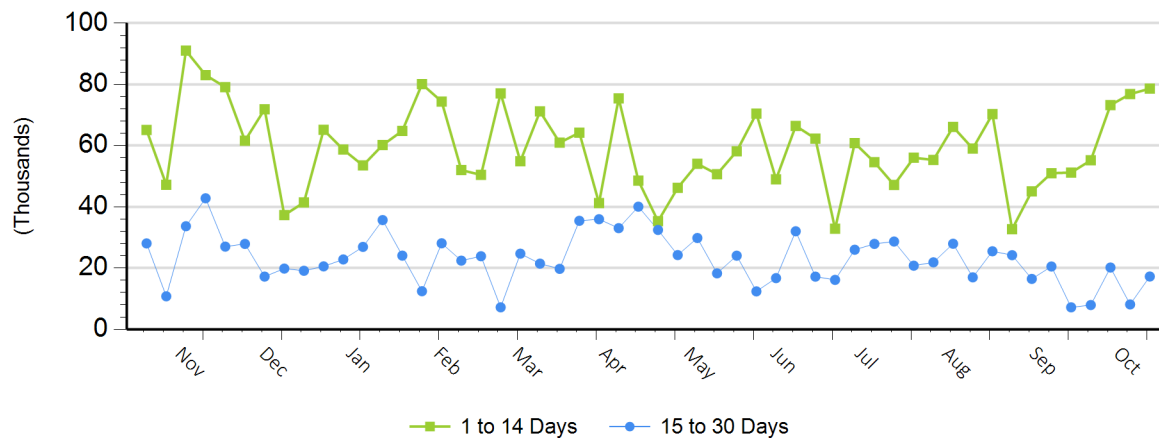
Avg Price (1 to 14 Days)

\$196.20

Avg Price (15 to 30 Days)

\$195.14

## Weekly Negotiated Head Count by Delivery Period



For more Information about this report, please visit this link: [National Weekly Fed Cattle Comprehensive Overview](#)