



# National Weekly Fed Cattle Comprehensive

Agricultural Marketing Service

Livestock, Poultry, and Grain Market News

October 05, 2021

## Weighted Average Prices

(Weekly Information from 2pm Previous Monday to 10am Current Monday; Includes Negotiated, Formula Nets, Contract Nets, & Grid Nets)"

### All Steers & Heifers (Beef Type Cattle)

Purchasing Basis	% Choice	Head	Avg Price	Week Ago Change	Year Ago Change
Dressed	> 65% Choice	253,934	\$202.00	(\$1.08) ↓	\$33.78 ↑
	< 65% Choice	33,163	\$192.95	(\$0.54) ↓	\$28.47 ↑
	Total all Grades	287,097	\$200.95	(\$0.94) ↓	\$33.07 ↑
Live	> 65% Choice	112,091	\$125.28	(\$1.06) ↓	\$18.06 ↑
	< 65% Choice	11,849	\$123.63	(\$0.36) ↓	\$17.98 ↑
	Total all Grades	123,940	\$125.12	(\$1.00) ↓	\$18.08 ↑

### Dairy Bred

Purchasing Basis	% Choice	Head	Avg Price	Week Ago Change	Year Ago Change
Dressed	> 65% Choice	15,132	\$190.78	(\$1.74) ↓	\$29.51 ↑
	< 65% Choice	2,169	\$177.07	(\$0.12) ↓	\$29.13 ↑
	Total all Grades	17,301	\$189.06	(\$1.72) ↓	\$28.89 ↑
Live	> 65% Choice	1,343	\$115.45	\$2.22 ↑	\$22.16 ↑
	< 65% Choice	36	\$109.69	(\$3.69) ↓	\$17.02 ↑
	Total all Grades	1,379	\$115.30	\$2.05 ↑	\$22.13 ↑

## Spread Comparison Values

### Beef Type minus Dairy Type

(Weekly Information from 2pm Previous Monday to 10am Current Monday; Includes Negotiated, Formula Nets, Contract Nets, & Grid Nets)

Purchasing Basis	Current	Week Ago Change	Year Ago Change
Dressed	\$11.89 ↑	\$11.11 ↑	\$7.71 ↑
Live	\$9.82 ↑	\$12.87 ↑	\$13.87 ↑

### Formula Net minus Negotiated

(Beef Type Cattle; All live transactions converted to a dressed price)

### 52 Week Rolling Average

\$3.63





# National Weekly Fed Cattle Comprehensive

Agricultural Marketing Service  
Livestock, Poultry, and Grain Market News

October 05, 2021

## Formula Base minus Negotiated

(Beef Type Cattle; All live transactions converted to a dressed price)

52 Week Rolling Average

(\$0.29)



## Formula Net minus Formula Base

(Beef Type Cattle; All live transactions converted to a dressed price)

52 Week Rolling Average

\$3.92



## Grading % and Carcass Weights

(Beef Type Cattle; Includes Formula Net, Contract Net, and Grid Net; Grading % includes Choice & higher; Carcass Weight includes all grades; All live transactions converted to a dressed basis)

Grading %

80.7

Week Ago

80.7



Dressed Weight

879.1

Week Ago

882.1



## Daily Formula Base Voume

Tue Sep 28

29,753

Wed Sep 29

26,846

Thu Sep 30

29,653

Fri Oct 01

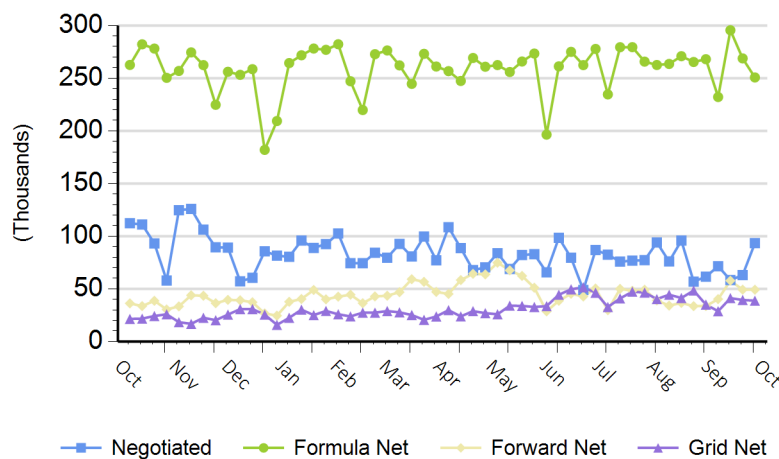
29,319

Mon Oct 04

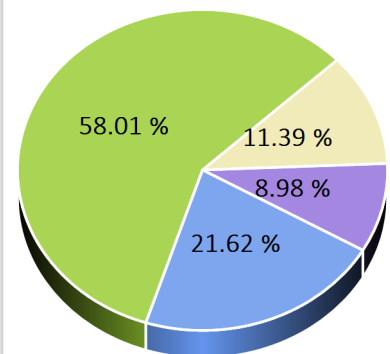
139,277

## Purchasing Basis Volume

### Weekly Purchasing Basis



### Previous Week





# National Weekly Fed Cattle Comprehensive

Agricultural Marketing Service  
Livestock, Poultry, and Grain Market News

October 05, 2021

## Weekly Negotiated Avg. Price by Delivery Period

(Beef Type Cattle: All live transactions converted to dressed price)

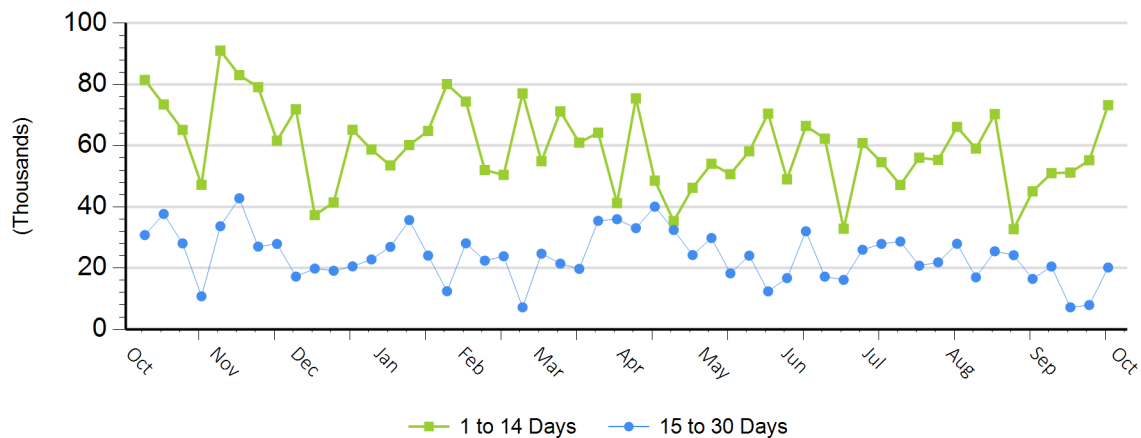
Avg Price (1 to 14 Days)

\$194.81

Avg Price (15 to 30 Days)

\$193.06

## Weekly Negotiated Head Count by Delivery Period



For more Information about this report, please visit this link: [National Weekly Fed Cattle Comprehensive Overview](#)