



# National Weekly Fed Cattle Comprehensive

Agricultural Marketing Service

Livestock, Poultry, and Grain Market News

September 21, 2021

## Weighted Average Prices

(Weekly Information from 2pm Previous Monday to 10am Current Monday; Includes Negotiated, Formula Nets, Contract Nets, & Grid Nets)"

### All Steers & Heifers (Beef Type Cattle)

Purchasing Basis	% Choice	Head	Avg Price	Week Ago Change	Year Ago Change
Dressed	> 65% Choice	280,025	\$202.65	(\$0.94) ↓	\$36.41 ↑
	< 65% Choice	35,321	\$194.11	(\$0.02) ↓	\$33.10 ↑
	Total all Grades	315,346	\$201.70	(\$0.94) ↓	\$35.93 ↑
Live	> 65% Choice	95,068	\$126.87	\$0.35 ↑	\$22.66 ↑
	< 65% Choice	14,902	\$124.69	\$0.10 ↑	\$21.36 ↑
	Total all Grades	109,970	\$126.58	\$0.22 ↑	\$22.48 ↑

### Dairy Bred

Purchasing Basis	% Choice	Head	Avg Price	Week Ago Change	Year Ago Change
Dressed	> 65% Choice	21,930	\$192.70	\$1.77 ↑	\$33.13 ↑
	< 65% Choice	1,917	\$177.84	\$1.11 ↑	\$27.22 ↑
	Total all Grades	23,847	\$191.50	\$1.56 ↑	\$32.56 ↑
Live	> 65% Choice	1,360	\$115.77	(\$0.34) ↓	\$25.10 ↑
	< 65% Choice			(\$107.10) ↓	(\$94.10) ↓
	Total all Grades	1,360	\$115.77	(\$0.06) ↓	\$24.22 ↑

## Spread Comparison Values

### Beef Type minus Dairy Type

(Weekly Information from 2pm Previous Monday to 10am Current Monday; Includes Negotiated, Formula Nets, Contract Nets, & Grid Nets)

Purchasing Basis	Current	Week Ago Change	Year Ago Change
Dressed	\$10.20 ↑	\$12.70 ↑	\$6.83 ↑
Live	\$10.81 ↑	\$10.53 ↑	\$12.55 ↑

### Formula Net minus Negotiated

(Beef Type Cattle; All live transactions converted to a dressed price)

#### 52 Week Rolling Average

\$3.51





# National Weekly Fed Cattle Comprehensive

Agricultural Marketing Service  
Livestock, Poultry, and Grain Market News

September 21, 2021

## Formula Base minus Negotiated

(Beef Type Cattle; All live transactions converted to a dressed price)

52 Week Rolling Average

(\$0.26)



## Formula Net minus Formula Base

(Beef Type Cattle; All live transactions converted to a dressed price)

52 Week Rolling Average

\$3.77



## Grading % and Carcass Weights

(Beef Type Cattle; Includes Formula Net, Contract Net, and Grid Net; Grading % includes Choice & higher; Carcass Weight includes all grades; All live transactions converted to a dressed basis)

Grading %

80.1

Week Ago

81.5



Dressed Weight

880.7

Week Ago

878.9



## Daily Formula Base Volume

Tue Sep 14

26,155

Wed Sep 15

31,983

Thu Sep 16

28,399

Fri Sep 17

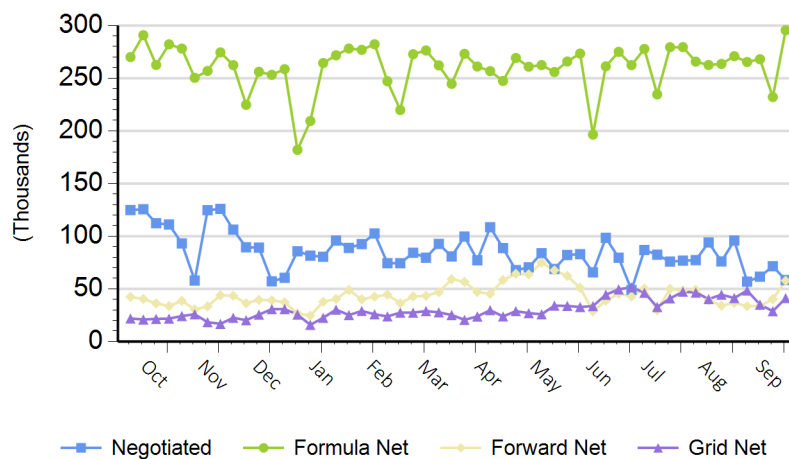
18,843

Mon Sep 20

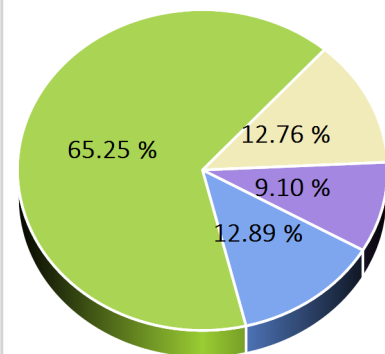
138,823

## Purchasing Basis Volume

### Weekly Purchasing Basis



### Previous Week





# National Weekly Fed Cattle Comprehensive

Agricultural Marketing Service  
Livestock, Poultry, and Grain Market News

September 21, 2021

## Weekly Negotiated Avg. Price by Delivery Period

(Beef Type Cattle: All live transactions converted to dressed price)

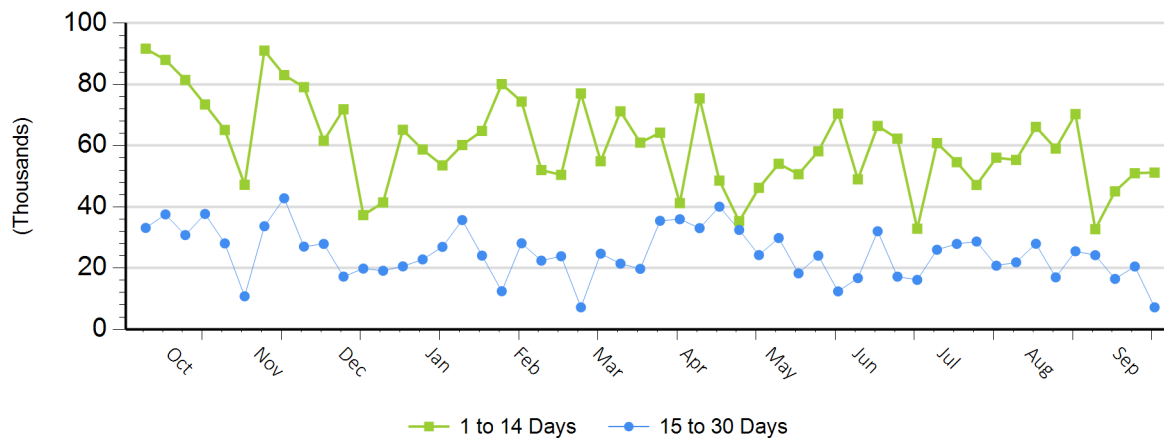
Avg Price (1 to 14 Days)

\$197.23

Avg Price (15 to 30 Days)

\$196.95

## Weekly Negotiated Head Count by Delivery Period



For more Information about this report, please visit this link: [National Weekly Fed Cattle Comprehensive Overview](#)