



National Weekly Fed Cattle Comprehensive

Agricultural Marketing Service

Livestock, Poultry, and Grain Market News

September 08, 2021

Weighted Average Prices

(Weekly Information from 2pm Previous Monday to 10am Current Monday; Includes Negotiated, Formula Nets, Contract Nets, & Grid Nets)"

All Steers & Heifers (Beef Type Cattle)

Purchasing Basis	% Choice	Head	Avg Price	Week Ago Change	Year Ago Change
Dressed	> 65% Choice	246,034	\$202.16	\$1.42 ↑	\$31.83 ↑
	< 65% Choice	34,860	\$192.78	\$2.17 ↑	\$26.91 ↑
	Total all Grades	280,894	\$201.00	\$1.56 ↑	\$30.94 ↑
Live	> 65% Choice	84,654	\$126.83	\$1.07 ↑	\$21.84 ↑
	< 65% Choice	10,394	\$123.54	\$0.94 ↑	\$18.27 ↑
	Total all Grades	95,048	\$126.47	\$1.16 ↑	\$21.44 ↑

Dairy Bred

Purchasing Basis	% Choice	Head	Avg Price	Week Ago Change	Year Ago Change
Dressed	> 65% Choice	15,213	\$191.22	\$1.91 ↑	\$30.15 ↑
	< 65% Choice	2,411	\$175.48	(\$4.74) ↓	\$27.26 ↑
	Total all Grades	17,624	\$189.06	\$0.73 ↑	\$28.89 ↑
Live	> 65% Choice	1,527	\$115.79	\$0.32 ↑	\$20.82 ↑
	< 65% Choice	670	\$108.54	\$4.84 ↑	\$15.63 ↑
	Total all Grades	2,197	\$113.58	\$0.51 ↑	\$18.87 ↑

Spread Comparison Values

Beef Type minus Dairy Type

(Weekly Information from 2pm Previous Monday to 10am Current Monday; Includes Negotiated, Formula Nets, Contract Nets, & Grid Nets)

Purchasing Basis	Current	Week Ago Change	Year Ago Change
Dressed	\$11.94 ↑	\$11.11 ↑	\$9.89 ↑
Live	\$12.89 ↑	\$12.24 ↑	\$10.32 ↑

Formula Net minus Negotiated

(Beef Type Cattle; All live transactions converted to a dressed price)

52 Week Rolling Average

\$3.39





National Weekly Fed Cattle Comprehensive

Agricultural Marketing Service
Livestock, Poultry, and Grain Market News

September 08, 2021

Formula Base minus Negotiated

(Beef Type Cattle; All live transactions converted to a dressed price)

52 Week Rolling Average

(\$0.26)



Formula Net minus Formula Base

(Beef Type Cattle; All live transactions converted to a dressed price)

52 Week Rolling Average

\$3.65



Grading % and Carcass Weights

(Beef Type Cattle; Includes Formula Net, Contract Net, and Grid Net; Grading % includes Choice & higher; Carcass Weight includes all grades; All live transactions converted to a dressed basis)

Grading %

80.5

Week Ago

79.6



Dressed Weight

870.7

Week Ago

869.3



Daily Formula Base Voume

Tue Aug 31

43,185

Wed Sep 01

30,609

Thu Sep 02

25,449

Fri Sep 03

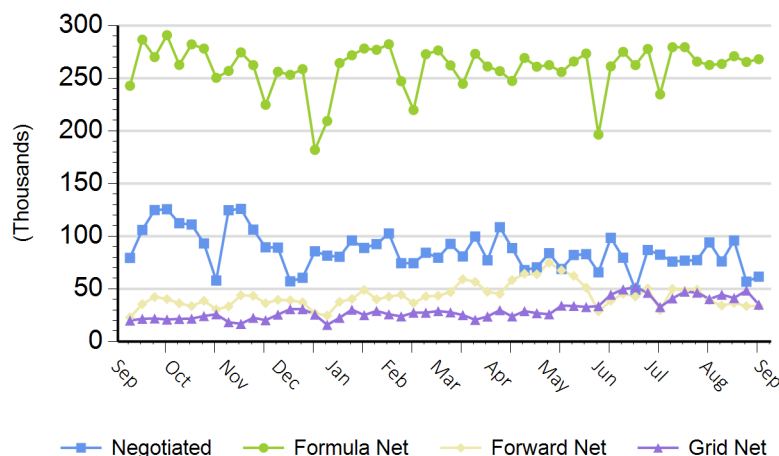
25,042

Mon Sep 06

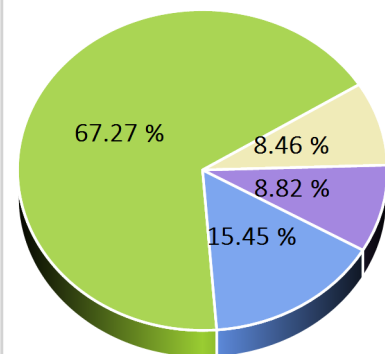
16,377

Purchasing Basis Volume

Weekly Purchasing Basis



Previous Week





National Weekly Fed Cattle Comprehensive

Agricultural Marketing Service
Livestock, Poultry, and Grain Market News

September 08, 2021

Weekly Negotiated Avg. Price by Delivery Period

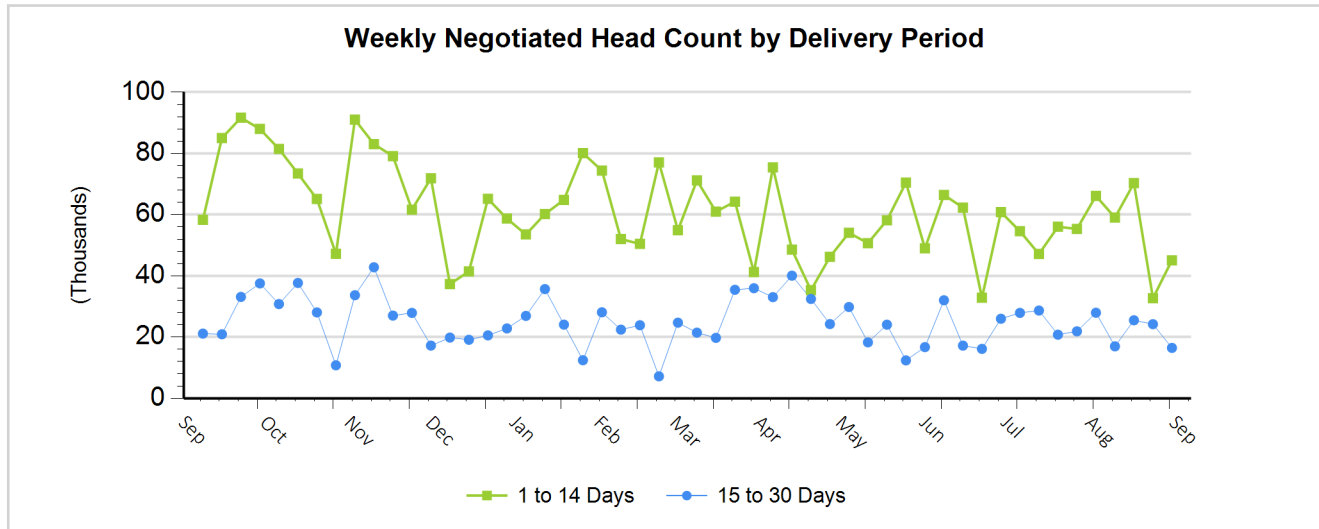
(Beef Type Cattle: All live transactions converted to dressed price)

Avg Price (1 to 14 Days)

\$199.87

Avg Price (15 to 30 Days)

\$201.10



For more Information about this report, please visit this link: [National Weekly Fed Cattle Comprehensive Overview](#)