



# National Weekly Fed Cattle Comprehensive

Agricultural Marketing Service

Livestock, Poultry, and Grain Market News

August 31, 2021

## Weighted Average Prices

(Weekly Information from 2pm Previous Monday to 10am Current Monday; Includes Negotiated, Formula Nets, Contract Nets, & Grid Nets)"

### All Steers & Heifers (Beef Type Cattle)

Purchasing Basis	% Choice	Head	Avg Price	Week Ago Change	Year Ago Change
Dressed	> 65% Choice	257,572	\$200.74	\$1.39	\$30.87
	< 65% Choice	38,064	\$190.61	(\$0.53)	\$24.71
	Total all Grades	295,636	\$199.44	\$0.86	\$29.87
Live	> 65% Choice	73,107	\$125.76	\$0.10	\$19.58
	< 65% Choice	12,416	\$122.60	\$0.64	\$16.71
	Total all Grades	85,523	\$125.31	(\$0.02)	\$19.16

### Dairy Bred

Purchasing Basis	% Choice	Head	Avg Price	Week Ago Change	Year Ago Change
Dressed	> 65% Choice	16,591	\$189.31	\$2.32	\$29.41
	< 65% Choice	1,995	\$180.22	\$2.75	\$34.50
	Total all Grades	18,586	\$188.33	\$2.08	\$29.40
Live	> 65% Choice	1,423	\$115.47	\$2.12	\$20.04
	< 65% Choice	363	\$103.70	\$0.58	\$15.98
	Total all Grades	1,786	\$113.07	\$0.62	\$19.51

## Spread Comparison Values

### Beef Type minus Dairy Type

(Weekly Information from 2pm Previous Monday to 10am Current Monday; Includes Negotiated, Formula Nets, Contract Nets, & Grid Nets)

Purchasing Basis	Current	Week Ago Change	Year Ago Change
Dressed	\$11.11	\$12.33	\$10.64
Live	\$12.24	\$12.88	\$12.59

### Formula Net minus Negotiated

(Beef Type Cattle; All live transactions converted to a dressed price)

#### 52 Week Rolling Average

\$3.36



# National Weekly Fed Cattle Comprehensive

Agricultural Marketing Service  
Livestock, Poultry, and Grain Market News

August 31, 2021

## Formula Base minus Negotiated

(Beef Type Cattle; All live transactions converted to a dressed price)

52 Week Rolling Average

(\$0.30)



## Formula Net minus Formula Base

(Beef Type Cattle; All live transactions converted to a dressed price)

52 Week Rolling Average

\$3.66



## Grading % and Carcass Weights

(Beef Type Cattle; Includes Formula Net, Contract Net, and Grid Net; Grading % includes Choice & higher; Carcass Weight includes all grades; All live transactions converted to a dressed basis)

Grading %

79.6

Week Ago

80.6



Dressed Weight

869.3

Week Ago

870.1



## Daily Formula Base Volume

Tue Aug 24

74,268

Wed Aug 25

26,739

Thu Aug 26

26,303

Fri Aug 27

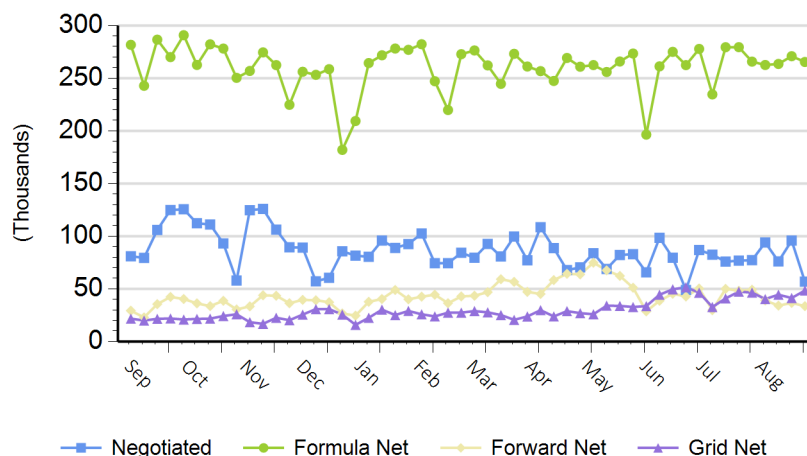
23,911

Mon Aug 30

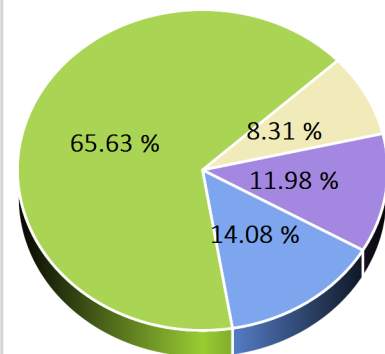
151,291

## Purchasing Basis Volume

### Weekly Purchasing Basis



### Previous Week





# National Weekly Fed Cattle Comprehensive

Agricultural Marketing Service  
Livestock, Poultry, and Grain Market News

August 31, 2021

## Weekly Negotiated Avg. Price by Delivery Period

(Beef Type Cattle: All live transactions converted to dressed price)

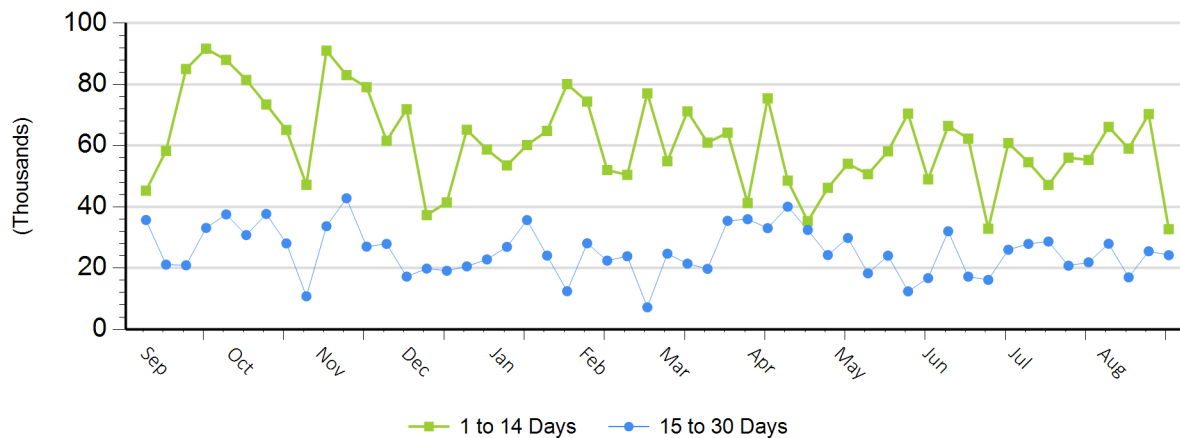
Avg Price (1 to 14 Days)

\$199.96

Avg Price (15 to 30 Days)

\$204.09

## Weekly Negotiated Head Count by Delivery Period



For more Information about this report, please visit this link: [National Weekly Fed Cattle Comprehensive Overview](#)