



# National Weekly Fed Cattle Comprehensive

Agricultural Marketing Service

Livestock, Poultry, and Grain Market News

August 24, 2021

## Weighted Average Prices

(Weekly Information from 2pm Previous Monday to 10am Current Monday; Includes Negotiated, Formula Nets, Contract Nets, & Grid Nets)"

### All Steers & Heifers (Beef Type Cattle)

Purchasing Basis	% Choice	Head	Avg Price	Week Ago Change	Year Ago Change
Dressed	> 65% Choice	266,769	\$199.35	\$1.75 ↑	\$32.93 ↑
	< 65% Choice	27,957	\$191.14	\$1.71 ↑	\$30.26 ↑
	Total all Grades	294,726	\$198.58	\$1.77 ↑	\$32.50 ↑
Live	> 65% Choice	115,810	\$125.66	\$1.69 ↑	\$19.03 ↑
	< 65% Choice	11,051	\$121.96	\$0.26 ↑	\$17.09 ↑
	Total all Grades	126,861	\$125.33	\$1.61 ↑	\$18.87 ↑

### Dairy Bred

Purchasing Basis	% Choice	Head	Avg Price	Week Ago Change	Year Ago Change
Dressed	> 65% Choice	18,031	\$186.99	\$1.29 ↑	\$30.24 ↑
	< 65% Choice	1,510	\$177.47	\$1.43 ↑	\$31.13 ↑
	Total all Grades	19,541	\$186.25	\$1.11 ↑	\$30.30 ↑
Live	> 65% Choice	1,451	\$113.35	(\$1.45) ↓	\$22.19 ↑
	< 65% Choice	140	\$103.12	\$0.87 ↑	\$16.37 ↑
	Total all Grades	1,591	\$112.45	(\$2.11) ↓	\$22.31 ↑

## Spread Comparison Values

### Beef Type minus Dairy Type

(Weekly Information from 2pm Previous Monday to 10am Current Monday; Includes Negotiated, Formula Nets, Contract Nets, & Grid Nets)

Purchasing Basis	Current	Week Ago Change	Year Ago Change
Dressed	\$12.33 ↑	\$11.67 ↑	\$10.13 ↑
Live	\$12.88 ↑	\$9.16 ↑	\$16.32 ↑

### Formula Net minus Negotiated

(Beef Type Cattle; All live transactions converted to a dressed price)

### 52 Week Rolling Average

\$3.33





# National Weekly Fed Cattle Comprehensive

Agricultural Marketing Service  
Livestock, Poultry, and Grain Market News

August 24, 2021

## Formula Base minus Negotiated

(Beef Type Cattle; All live transactions converted to a dressed price)

52 Week Rolling Average

(\$0.29)



## Formula Net minus Formula Base

(Beef Type Cattle; All live transactions converted to a dressed price)

52 Week Rolling Average

\$3.62



## Grading % and Carcass Weights

(Beef Type Cattle; Includes Formula Net, Contract Net, and Grid Net; Grading % includes Choice & higher; Carcass Weight includes all grades; All live transactions converted to a dressed basis)

Grading %

80.6

Week Ago

80.9



Dressed Weight

870.1

Week Ago

865.1



## Daily Formula Base Volume

Tue Aug 17

54,836

Wed Aug 18

36,899

Thu Aug 19

25,055

Fri Aug 20

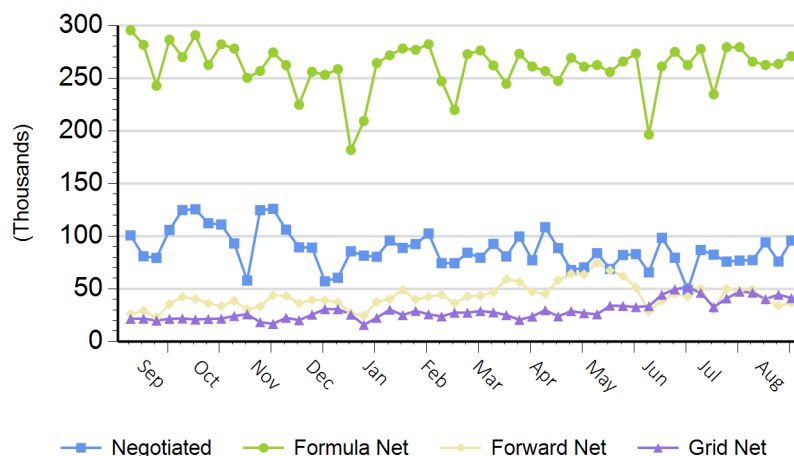
27,928

Mon Aug 23

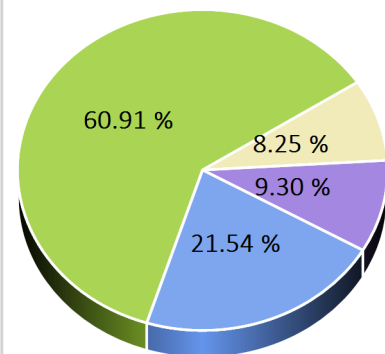
122,621

## Purchasing Basis Volume

### Weekly Purchasing Basis



### Previous Week





# National Weekly Fed Cattle Comprehensive

Agricultural Marketing Service  
Livestock, Poultry, and Grain Market News

August 24, 2021

## Weekly Negotiated Avg. Price by Delivery Period

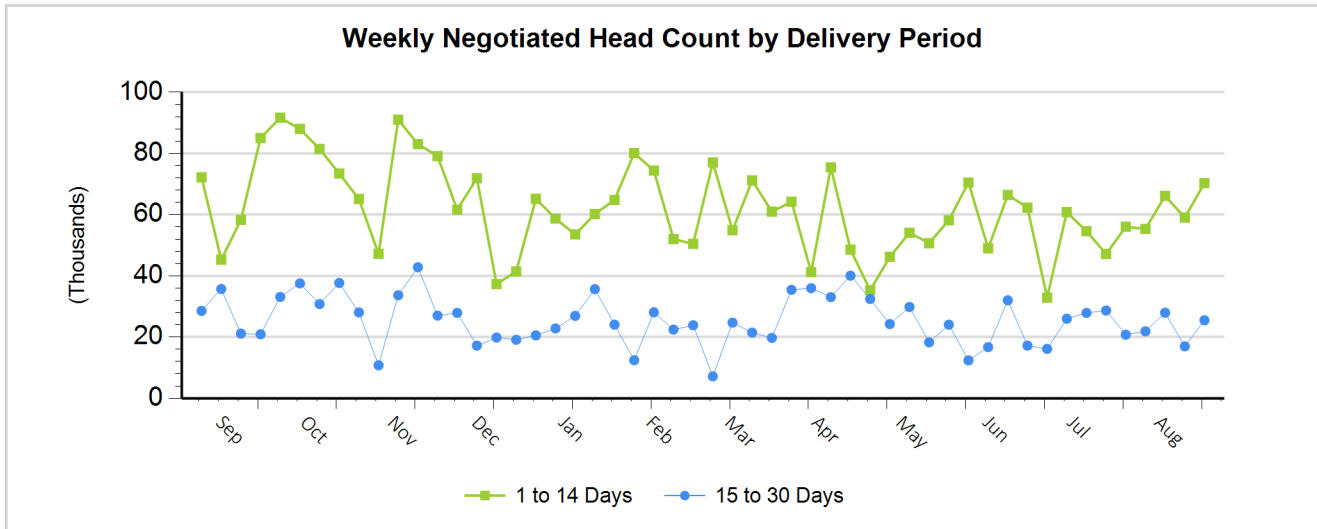
(Beef Type Cattle: All live transactions converted to dressed price)

Avg Price (1 to 14 Days)

\$198.94

Avg Price (15 to 30 Days)

\$200.44



For more Information about this report, please visit this link: [National Weekly Fed Cattle Comprehensive Overview](#)