



# National Weekly Fed Cattle Comprehensive

Agricultural Marketing Service

Livestock, Poultry, and Grain Market News

August 03, 2021

## Weighted Average Prices

(Weekly Information from 2pm Previous Monday to 10am Current Monday; Includes Negotiated, Formula Nets, Contract Nets, & Grid Nets)"

### All Steers & Heifers (Beef Type Cattle)

Purchasing Basis	% Choice	Head	Avg Price	Week Ago Change	Year Ago Change
Dressed	> 65% Choice	261,044	\$197.12	(\$1.41) ↓	\$39.54 ↑
	< 65% Choice	29,377	\$187.97	(\$0.87) ↓	\$34.81 ↑
	Total all Grades	290,421	\$196.20	(\$1.28) ↓	\$38.93 ↑
Live	> 65% Choice	101,323	\$122.99	\$0.14 ↑	\$23.55 ↑
	< 65% Choice	17,146	\$120.72	\$0.27 ↑	\$22.71 ↑
	Total all Grades	118,469	\$122.66	\$0.09 ↑	\$23.38 ↑

### Dairy Bred

Purchasing Basis	% Choice	Head	Avg Price	Week Ago Change	Year Ago Change
Dressed	> 65% Choice	21,602	\$185.46	(\$0.26) ↓	\$33.70 ↑
	< 65% Choice	1,902	\$173.00	\$0.11 ↑	\$30.73 ↑
	Total all Grades	23,504	\$184.45	(\$0.57) ↓	\$33.53 ↑
Live	> 65% Choice	2,108	\$110.58	(\$2.02) ↓	\$23.72 ↑
	< 65% Choice	175	\$106.36	(\$16.64) ↓	\$23.70 ↑
	Total all Grades	2,283	\$110.25	(\$3.01) ↓	\$24.29 ↑

## Spread Comparison Values

### Beef Type minus Dairy Type

(Weekly Information from 2pm Previous Monday to 10am Current Monday; Includes Negotiated, Formula Nets, Contract Nets, & Grid Nets)

Purchasing Basis	Current	Week Ago Change	Year Ago Change
Dressed	\$11.75 ↑	\$12.46 ↑	\$6.35 ↑
Live	\$12.41 ↑	\$9.31 ↑	\$13.32 ↑

### Formula Net minus Negotiated

(Beef Type Cattle; All live transactions converted to a dressed price)

#### 52 Week Rolling Average

\$3.30





# National Weekly Fed Cattle Comprehensive

Agricultural Marketing Service  
Livestock, Poultry, and Grain Market News

August 03, 2021

## Formula Base minus Negotiated

(Beef Type Cattle; All live transactions converted to a dressed price)

52 Week Rolling Average

(\$0.21)



## Formula Net minus Formula Base

(Beef Type Cattle; All live transactions converted to a dressed price)

52 Week Rolling Average

\$3.51



## Grading % and Carcass Weights

(Beef Type Cattle; Includes Formula Net, Contract Net, and Grid Net; Grading % includes Choice & higher; Carcass Weight includes all grades; All live transactions converted to a dressed basis)

Grading %

80.3

Week Ago

80.5



Dressed Weight

866.9

Week Ago

865.8



## Daily Formula Base Volume

Tue Jul 27

77,973

Wed Jul 28

29,959

Thu Jul 29

23,481

Fri Jul 30

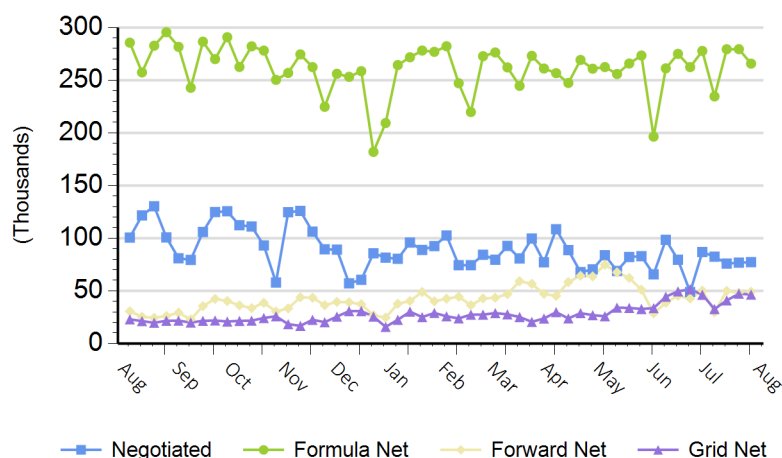
19,687

Mon Aug 02

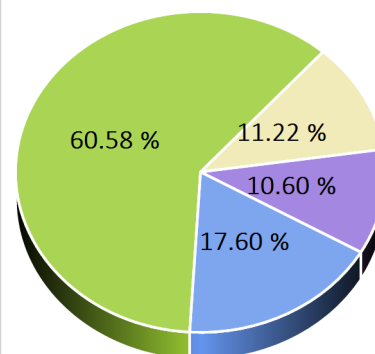
129,853

## Purchasing Basis Volume

### Weekly Purchasing Basis



### Previous Week





# National Weekly Fed Cattle Comprehensive

Agricultural Marketing Service  
Livestock, Poultry, and Grain Market News

August 03, 2021

## Weekly Negotiated Avg. Price by Delivery Period

(Beef Type Cattle: All live transactions converted to dressed price)

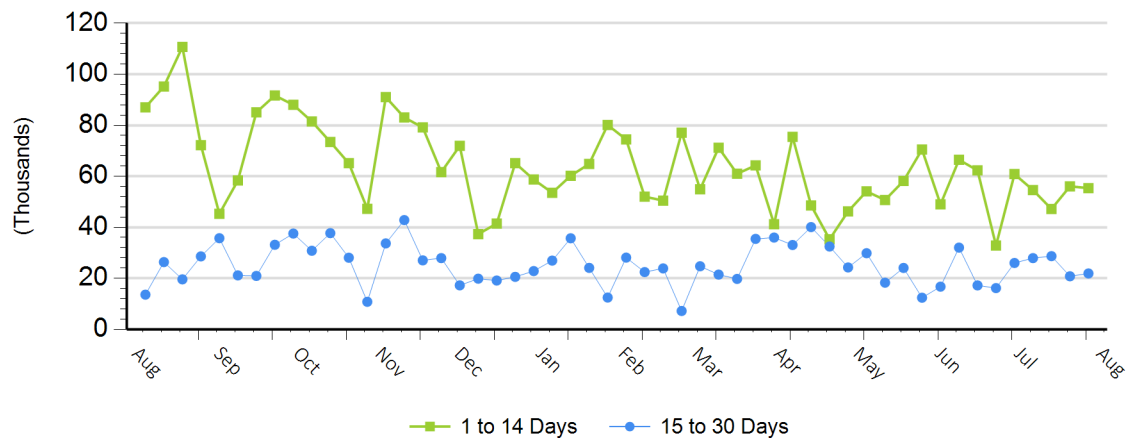
Avg Price (1 to 14 Days)

\$193.12

Avg Price (15 to 30 Days)

\$197.59

## Weekly Negotiated Head Count by Delivery Period



For more Information about this report, please visit this link: [National Weekly Fed Cattle Comprehensive Overview](#)