



# National Weekly Fed Cattle Comprehensive

Agricultural Marketing Service

Livestock, Poultry, and Grain Market News

July 20, 2021

## Weighted Average Prices

(Weekly Information from 2pm Previous Monday to 10am Current Monday; Includes Negotiated, Formula Nets, Contract Nets, & Grid Nets)"

### All Steers & Heifers (Beef Type Cattle)

Purchasing Basis	% Choice	Head	Avg Price	Week Ago Change	Year Ago Change
Dressed	> 65% Choice	258,239	\$199.18	(\$1.59) ↓	\$43.48 ↑
	< 65% Choice	36,822	\$188.56	(\$2.89) ↓	\$37.54 ↑
	Total all Grades	295,061	\$197.85	(\$1.97) ↓	\$42.47 ↑
Live	> 65% Choice	109,500	\$123.75	(\$0.54) ↓	\$26.47 ↑
	< 65% Choice	12,007	\$120.98	(\$1.80) ↓	\$25.17 ↑
	Total all Grades	121,507	\$123.48	(\$0.68) ↓	\$26.35 ↑

### Dairy Bred

Purchasing Basis	% Choice	Head	Avg Price	Week Ago Change	Year Ago Change
Dressed	> 65% Choice	20,808	\$184.73	(\$2.44) ↓	\$34.76 ↑
	< 65% Choice	1,925	\$173.55	(\$0.27) ↓	\$33.19 ↑
	Total all Grades	22,733	\$183.78	(\$2.63) ↓	\$34.51 ↑
Live	> 65% Choice	3,245	\$111.96	(\$1.13) ↓	\$29.36 ↑
	< 65% Choice	396	\$112.89	\$1.16 ↑	\$112.89 ↑
	Total all Grades	3,641	\$112.06	(\$1.00) ↓	\$29.46 ↑

## Spread Comparison Values

### Beef Type minus Dairy Type

(Weekly Information from 2pm Previous Monday to 10am Current Monday; Includes Negotiated, Formula Nets, Contract Nets, & Grid Nets)

Purchasing Basis	Current	Week Ago Change	Year Ago Change
Dressed	\$14.07 ↑	\$13.41 ↑	\$6.11 ↑
Live	\$11.42 ↑	\$11.10 ↑	\$14.53 ↑

### Formula Net minus Negotiated

(Beef Type Cattle; All live transactions converted to a dressed price)

### 52 Week Rolling Average

\$3.19





# National Weekly Fed Cattle Comprehensive

Agricultural Marketing Service  
Livestock, Poultry, and Grain Market News

July 20, 2021

## Formula Base minus Negotiated

(Beef Type Cattle; All live transactions converted to a dressed price)

52 Week Rolling Average

(\$0.17)



## Formula Net minus Formula Base

(Beef Type Cattle; All live transactions converted to a dressed price)

52 Week Rolling Average

\$3.36



## Grading % and Carcass Weights

(Beef Type Cattle; Includes Formula Net, Contract Net, and Grid Net; Grading % includes Choice & higher; Carcass Weight includes all grades; All live transactions converted to a dressed basis)

Grading %

80.2

Week Ago

81.4



Dressed Weight

859.2

Week Ago

862.9



## Daily Formula Base Voume

Tue Jul 13

65,328

Wed Jul 14

32,753

Thu Jul 15

29,353

Fri Jul 16

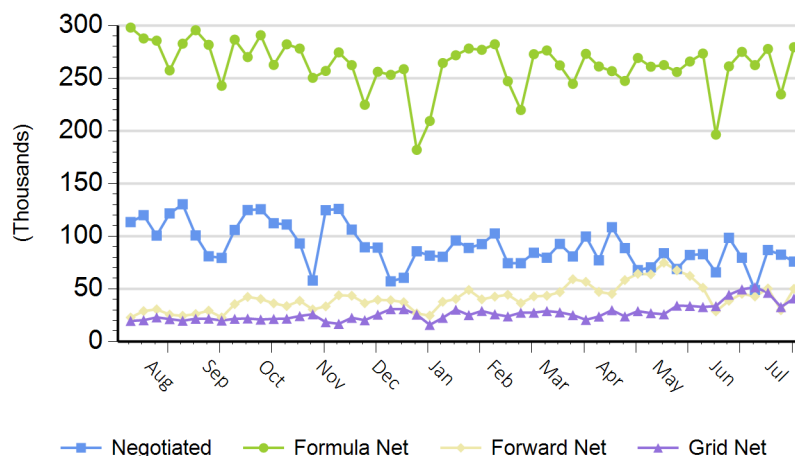
25,700

Mon Jul 19

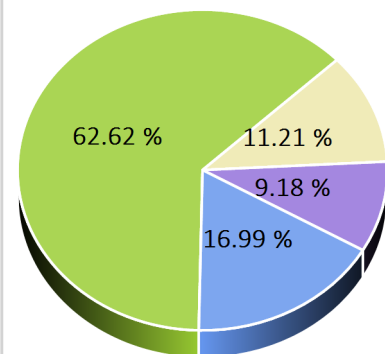
135,023

## Purchasing Basis Volume

### Weekly Purchasing Basis



### Previous Week





# National Weekly Fed Cattle Comprehensive

Agricultural Marketing Service  
Livestock, Poultry, and Grain Market News

July 20, 2021

## Weekly Negotiated Avg. Price by Delivery Period

(Beef Type Cattle: All live transactions converted to dressed price)

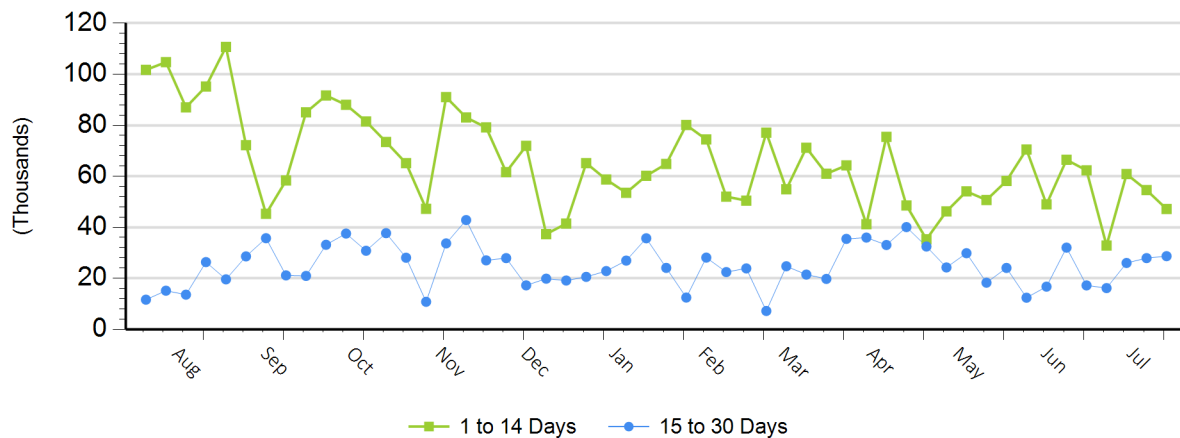
Avg Price (1 to 14 Days)

\$194.17

Avg Price (15 to 30 Days)

\$196.76

## Weekly Negotiated Head Count by Delivery Period



For more Information about this report, please visit this link: [National Weekly Fed Cattle Comprehensive Overview](#)