



# National Weekly Fed Cattle Comprehensive

Agricultural Marketing Service

Livestock, Poultry, and Grain Market News

July 13, 2021

## Weighted Average Prices

(Weekly Information from 2pm Previous Monday to 10am Current Monday; Includes Negotiated, Formula Nets, Contract Nets, & Grid Nets)"

### All Steers & Heifers (Beef Type Cattle)

Purchasing Basis	% Choice	Head	Avg Price	Week Ago Change	Year Ago Change
Dressed	> 65% Choice	232,291	\$200.77	\$0.60 ↑	\$43.87 ↑
	< 65% Choice	26,370	\$191.45	\$1.12 ↑	\$39.90 ↑
	Total all Grades	258,661	\$199.82	\$0.65 ↑	\$43.31 ↑
Live	> 65% Choice	87,892	\$124.29	(\$1.36) ↓	\$27.20 ↑
	< 65% Choice	8,237	\$122.78	(\$0.13) ↓	\$24.50 ↑
	Total all Grades	96,129	\$124.16	(\$1.22) ↓	\$26.96 ↑

### Dairy Bred

Purchasing Basis	% Choice	Head	Avg Price	Week Ago Change	Year Ago Change
Dressed	> 65% Choice	17,701	\$187.17	(\$1.47) ↓	\$35.15 ↑
	< 65% Choice	1,073	\$173.82	\$2.33 ↑	\$32.07 ↑
	Total all Grades	18,774	\$186.41	(\$0.70) ↓	\$34.92 ↑
Live	> 65% Choice	2,480	\$113.09	\$0.88 ↑	\$29.12 ↑
	< 65% Choice	43	\$111.73	\$6.67 ↑	\$24.86 ↑
	Total all Grades	2,523	\$113.06	\$1.46 ↑	\$29.06 ↑

## Spread Comparison Values

### Beef Type minus Dairy Type

(Weekly Information from 2pm Previous Monday to 10am Current Monday; Includes Negotiated, Formula Nets, Contract Nets, & Grid Nets)

Purchasing Basis	Current	Week Ago Change	Year Ago Change
Dressed	\$13.41 ↑	\$12.06 ↑	\$5.02 ↑
Live	\$11.10 ↑	\$13.78 ↑	\$13.20 ↑

### Formula Net minus Negotiated

(Beef Type Cattle; All live transactions converted to a dressed price)

#### 52 Week Rolling Average

\$3.01





# National Weekly Fed Cattle Comprehensive

Agricultural Marketing Service  
Livestock, Poultry, and Grain Market News

July 13, 2021

## Formula Base minus Negotiated

(Beef Type Cattle; All live transactions converted to a dressed price)

52 Week Rolling Average

(\$0.28)



## Formula Net minus Formula Base

(Beef Type Cattle; All live transactions converted to a dressed price)

52 Week Rolling Average

\$3.29



## Grading % and Carcass Weights

(Beef Type Cattle; Includes Formula Net, Contract Net, and Grid Net; Grading % includes Choice & higher; Carcass Weight includes all grades; All live transactions converted to a dressed basis)

Grading %

81.4

Week Ago

81.0



Dressed Weight

862.9

Week Ago

855.7



## Daily Formula Base Volume

Tue Jul 06

106,969

Wed Jul 07

52,651

Thu Jul 08

31,216

Fri Jul 09

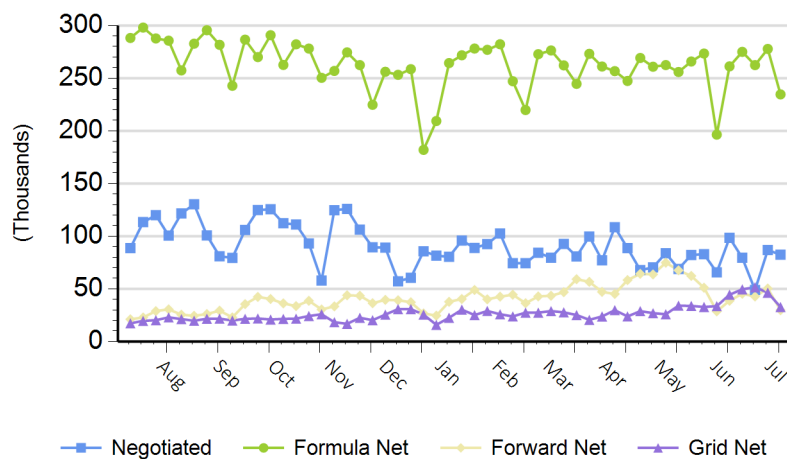
28,939

Mon Jul 12

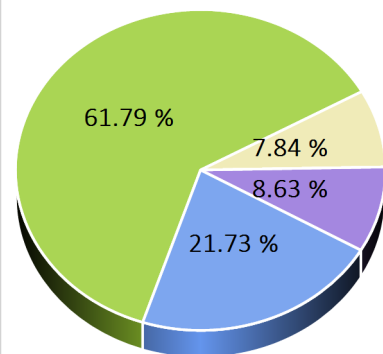
128,378

## Purchasing Basis Volume

### Weekly Purchasing Basis



### Previous Week





# National Weekly Fed Cattle Comprehensive

Agricultural Marketing Service  
Livestock, Poultry, and Grain Market News

July 13, 2021

## Weekly Negotiated Avg. Price by Delivery Period

(Beef Type Cattle: All live transactions converted to dressed price)

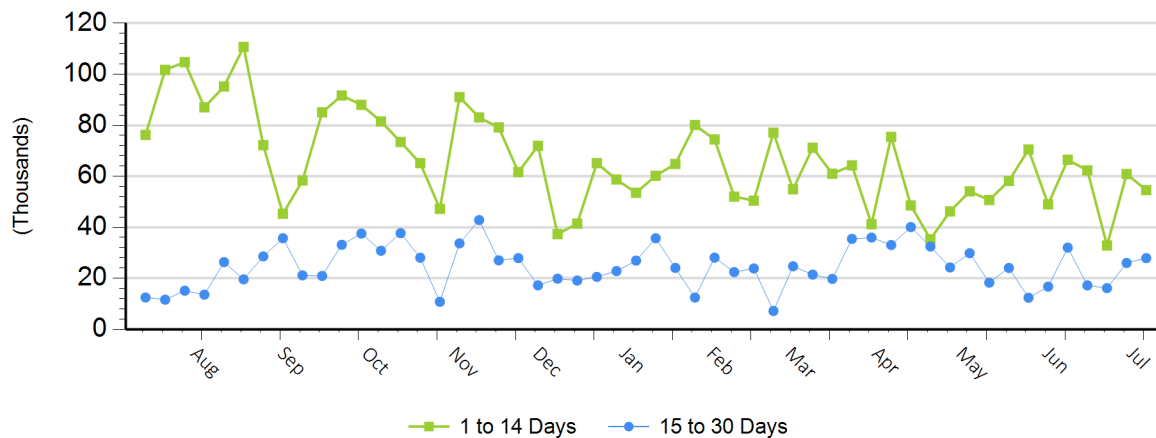
Avg Price (1 to 14 Days)

\$194.01

Avg Price (15 to 30 Days)

\$196.63

## Weekly Negotiated Head Count by Delivery Period



For more Information about this report, please visit this link: [National Weekly Fed Cattle Comprehensive Overview](#)