



National Weekly Fed Cattle Comprehensive

Agricultural Marketing Service

Livestock, Poultry, and Grain Market News

July 07, 2021

Weighted Average Prices

(Weekly Information from 2pm Previous Monday to 10am Current Monday; Includes Negotiated, Formula Nets, Contract Nets, & Grid Nets)"

All Steers & Heifers (Beef Type Cattle)

Purchasing Basis	% Choice	Head	Avg Price	Week Ago Change	Year Ago Change
Dressed	> 65% Choice	263,859	\$200.17	\$2.46 ↑	\$39.33 ↑
	< 65% Choice	30,008	\$190.33	\$1.40 ↑	\$32.66 ↑
	Total all Grades	293,867	\$199.17	\$2.51 ↑	\$38.55 ↑
Live	> 65% Choice	120,680	\$125.65	(\$0.01) ↓	\$28.17 ↑
	< 65% Choice	12,919	\$122.91	\$1.95 ↑	\$21.85 ↑
	Total all Grades	133,599	\$125.38	\$0.47 ↑	\$27.50 ↑

Dairy Bred

Purchasing Basis	% Choice	Head	Avg Price	Week Ago Change	Year Ago Change
Dressed	> 65% Choice	23,149	\$188.64	\$4.12 ↑	\$33.77 ↑
	< 65% Choice	2,263	\$171.49	\$3.89 ↑	\$27.23 ↑
	Total all Grades	25,412	\$187.11	\$4.13 ↑	\$32.73 ↑
Live	> 65% Choice	3,575	\$112.21	\$0.69 ↑	\$21.66 ↑
	< 65% Choice	336	\$105.06	(\$2.05) ↓	\$12.28 ↑
	Total all Grades	3,911	\$111.60	\$0.31 ↑	\$21.01 ↑

Spread Comparison Values

Beef Type minus Dairy Type

(Weekly Information from 2pm Previous Monday to 10am Current Monday; Includes Negotiated, Formula Nets, Contract Nets, & Grid Nets)

Purchasing Basis	Current	Week Ago Change	Year Ago Change
Dressed	\$12.06 ↑	\$13.68 ↑	\$6.24 ↑
Live	\$13.78 ↑	\$13.62 ↑	\$7.29 ↑

Formula Net minus Negotiated

(Beef Type Cattle; All live transactions converted to a dressed price)

52 Week Rolling Average

\$3.06





National Weekly Fed Cattle Comprehensive

Agricultural Marketing Service
Livestock, Poultry, and Grain Market News

July 07, 2021

Formula Base minus Negotiated

(Beef Type Cattle; All live transactions converted to a dressed price)

52 Week Rolling Average

(\$0.19)



Formula Net minus Formula Base

(Beef Type Cattle; All live transactions converted to a dressed price)

52 Week Rolling Average

\$3.25



Grading % and Carcass Weights

(Beef Type Cattle; Includes Formula Net, Contract Net, and Grid Net; Grading % includes Choice & higher; Carcass Weight includes all grades; All live transactions converted to a dressed basis)

Grading %

81.0

Week Ago

80.6



Dressed Weight

855.7

Week Ago

856.2



Daily Formula Base Voume

Tue Jun 29

66,046

Wed Jun 30

32,036

Thu Jul 01

27,755

Fri Jul 02

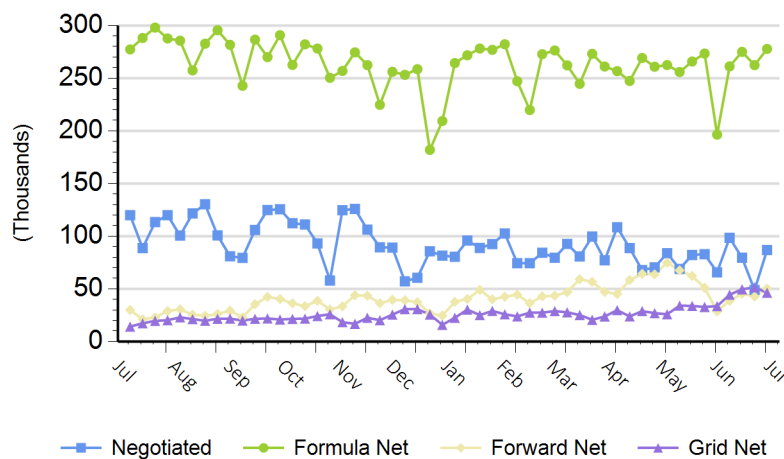
19,023

Mon Jul 05

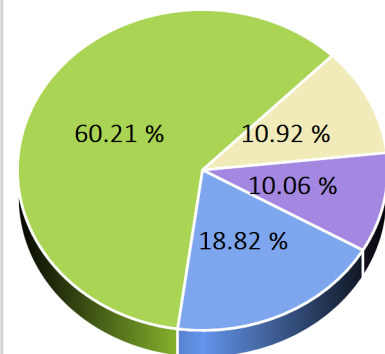
18,149

Purchasing Basis Volume

Weekly Purchasing Basis



Previous Week





National Weekly Fed Cattle Comprehensive

Agricultural Marketing Service
Livestock, Poultry, and Grain Market News

July 07, 2021

Weekly Negotiated Avg. Price by Delivery Period

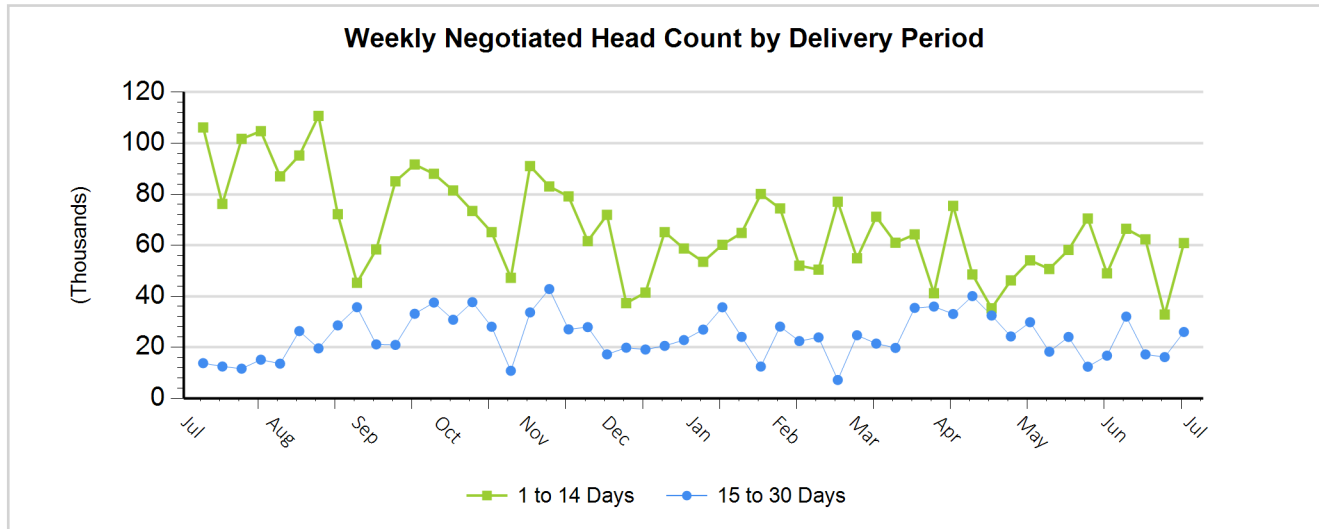
(Beef Type Cattle: All live transactions converted to dressed price)

Avg Price (1 to 14 Days)

\$196.00

Avg Price (15 to 30 Days)

\$197.88



For more Information about this report, please visit this link: [National Weekly Fed Cattle Comprehensive Overview](#)