



# National Weekly Fed Cattle Comprehensive

Agricultural Marketing Service

Livestock, Poultry, and Grain Market News

June 29, 2021

## Weighted Average Prices

(Weekly Information from 2pm Previous Monday to 10am Current Monday; Includes Negotiated, Formula Nets, Contract Nets, & Grid Nets)"

### All Steers & Heifers (Beef Type Cattle)

Purchasing Basis	% Choice	Head	Avg Price	Week Ago Change	Year Ago Change
Dressed	> 65% Choice	249,437	\$197.71	\$2.38 ↑	\$30.87 ↑
	< 65% Choice	33,797	\$188.93	\$1.83 ↑	\$24.16 ↑
	Total all Grades	283,234	\$196.66	\$2.23 ↑	\$29.97 ↑
Live	> 65% Choice	79,562	\$125.66	\$2.06 ↑	\$24.04 ↑
	< 65% Choice	15,031	\$120.96	\$0.73 ↑	\$20.47 ↑
	Total all Grades	94,593	\$124.91	\$1.54 ↑	\$23.41 ↑

### Dairy Bred

Purchasing Basis	% Choice	Head	Avg Price	Week Ago Change	Year Ago Change
Dressed	> 65% Choice	20,465	\$184.52	\$0.12 ↑	\$26.72 ↑
	< 65% Choice	2,054	\$167.60	(\$1.52) ↓	\$16.23 ↑
	Total all Grades	22,519	\$182.98	(\$0.45) ↓	\$25.77 ↑
Live	> 65% Choice	2,576	\$111.52	\$0.94 ↑	\$19.62 ↑
	< 65% Choice	144	\$107.11	(\$1.56) ↓	\$23.87 ↑
	Total all Grades	2,720	\$111.29	\$0.82 ↑	\$20.33 ↑

## Spread Comparison Values

### Beef Type minus Dairy Type

(Weekly Information from 2pm Previous Monday to 10am Current Monday; Includes Negotiated, Formula Nets, Contract Nets, & Grid Nets)

Purchasing Basis	Current	Week Ago Change	Year Ago Change
Dressed	\$13.68 ↑	\$11.00 ↑	\$9.48 ↑
Live	\$13.62 ↑	\$12.90 ↑	\$10.54 ↑

### Formula Net minus Negotiated

(Beef Type Cattle; All live transactions converted to a dressed price)

#### 52 Week Rolling Average

\$3.30





# National Weekly Fed Cattle Comprehensive

Agricultural Marketing Service  
Livestock, Poultry, and Grain Market News

June 29, 2021

## Formula Base minus Negotiated

(Beef Type Cattle; All live transactions converted to a dressed price)

52 Week Rolling Average

\$0.11



## Formula Net minus Formula Base

(Beef Type Cattle; All live transactions converted to a dressed price)

52 Week Rolling Average

\$3.19



## Grading % and Carcass Weights

(Beef Type Cattle; Includes Formula Net, Contract Net, and Grid Net; Grading % includes Choice & higher; Carcass Weight includes all grades; All live transactions converted to a dressed basis)

Grading %

80.6

Week Ago

80.7



Dressed Weight

856.2

Week Ago

855.2



## Daily Formula Base Volume

Tue Jun 22

38,803

Wed Jun 23

33,828

Thu Jun 24

19,034

Fri Jun 25

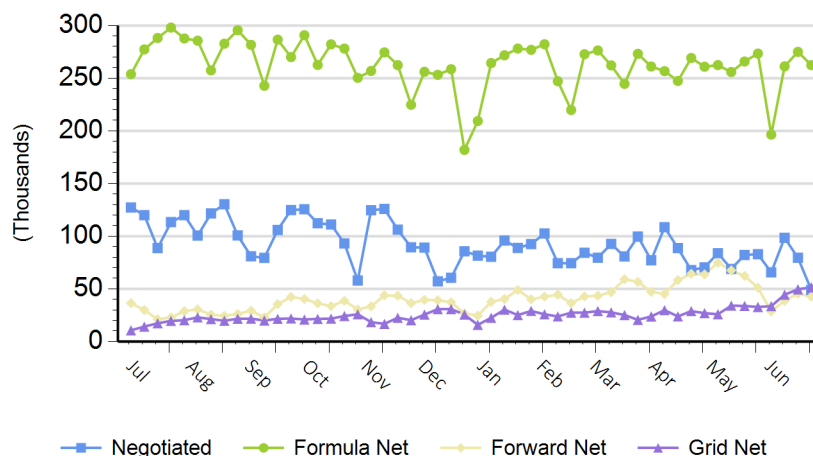
20,250

Mon Jun 28

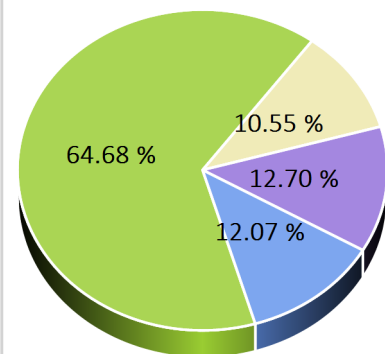
108,962

## Purchasing Basis Volume

### Weekly Purchasing Basis



### Previous Week





# National Weekly Fed Cattle Comprehensive

Agricultural Marketing Service  
Livestock, Poultry, and Grain Market News

June 29, 2021

## Weekly Negotiated Avg. Price by Delivery Period

(Beef Type Cattle: All live transactions converted to dressed price)

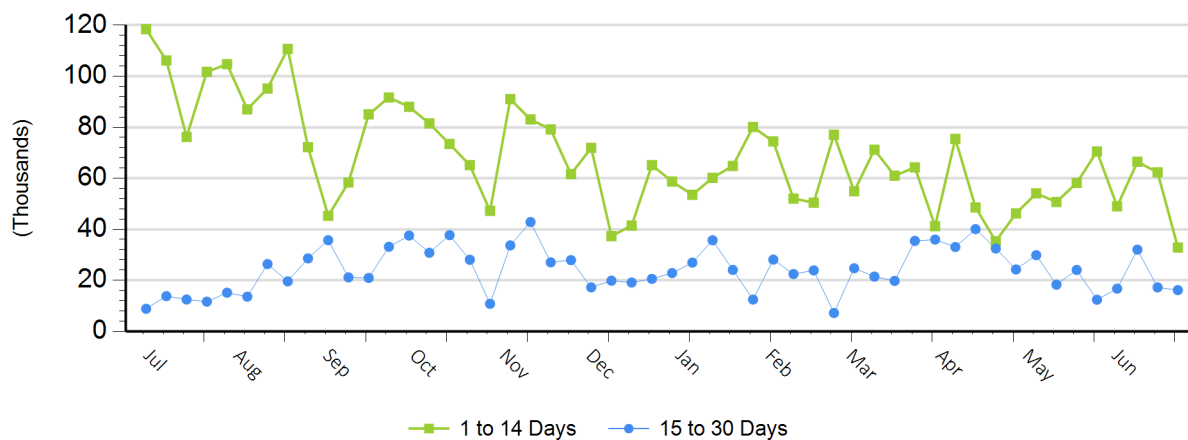
Avg Price (1 to 14 Days)

\$198.41

Avg Price (15 to 30 Days)

\$197.51

## Weekly Negotiated Head Count by Delivery Period



For more Information about this report, please visit this link: [National Weekly Fed Cattle Comprehensive Overview](#)