



# National Weekly Fed Cattle Comprehensive

Agricultural Marketing Service

Livestock, Poultry, and Grain Market News

June 08, 2021

## Weighted Average Prices

(Weekly Information from 2pm Previous Monday to 10am Current Monday; Includes Negotiated, Formula Nets, Contract Nets, & Grid Nets)"

### All Steers & Heifers (Beef Type Cattle)

| Purchasing Basis | % Choice         | Head    | Avg Price | Week Ago Change | Year Ago Change |
|------------------|------------------|---------|-----------|-----------------|-----------------|
| Dressed          | > 65% Choice     | 203,690 | \$194.15  | \$0.44          | \$6.48          |
|                  | < 65% Choice     | 20,401  | \$187.86  | (\$0.89)        | \$2.37          |
|                  | Total all Grades | 224,091 | \$193.58  | \$0.42          | \$6.10          |
| Live             | > 65% Choice     | 77,499  | \$122.18  | \$0.53          | \$5.58          |
|                  | < 65% Choice     | 6,492   | \$119.73  | (\$0.48)        | \$3.06          |
|                  | Total all Grades | 83,991  | \$121.99  | \$0.51          | \$5.39          |

### Dairy Bred

| Purchasing Basis | % Choice         | Head   | Avg Price | Week Ago Change | Year Ago Change |
|------------------|------------------|--------|-----------|-----------------|-----------------|
| Dressed          | > 65% Choice     | 9,975  | \$184.32  | \$1.95          | \$12.12         |
|                  | < 65% Choice     | 231    | \$163.56  | (\$8.08)        | \$1.80          |
|                  | Total all Grades | 10,206 | \$183.85  | \$2.17          | \$12.24         |
| Live             | > 65% Choice     | 2,396  | \$110.58  | \$0.72          | \$6.16          |
|                  | < 65% Choice     | 236    | \$108.40  | \$3.86          | \$108.40        |
|                  | Total all Grades | 2,632  | \$110.39  | \$0.68          | \$5.97          |

## Spread Comparison Values

### Beef Type minus Dairy Type

(Weekly Information from 2pm Previous Monday to 10am Current Monday; Includes Negotiated, Formula Nets, Contract Nets, & Grid Nets)

| Purchasing Basis | Current | Week Ago Change | Year Ago Change |
|------------------|---------|-----------------|-----------------|
| Dressed          | \$9.73  | \$11.48         | \$15.87         |
| Live             | \$11.60 | \$11.77         | \$12.18         |

### Formula Net minus Negotiated

(Beef Type Cattle; All live transactions converted to a dressed price)

#### 52 Week Rolling Average

\$4.00



# National Weekly Fed Cattle Comprehensive

Agricultural Marketing Service  
Livestock, Poultry, and Grain Market News

June 08, 2021

## Formula Base minus Negotiated

(Beef Type Cattle; All live transactions converted to a dressed price)

52 Week Rolling Average

\$0.73



## Formula Net minus Formula Base

(Beef Type Cattle; All live transactions converted to a dressed price)

52 Week Rolling Average

\$3.27



## Grading % and Carcass Weights

(Beef Type Cattle; Includes Formula Net, Contract Net, and Grid Net; Grading % includes Choice & higher; Carcass Weight includes all grades; All live transactions converted to a dressed basis)

Grading %

82.7

Week Ago

80.9



Dressed Weight

861.6

Week Ago

857.5



## Daily Formula Base Voume

Tue Jun 01

13,032

Wed Jun 02

104,604

Thu Jun 03

33,773

Fri Jun 04

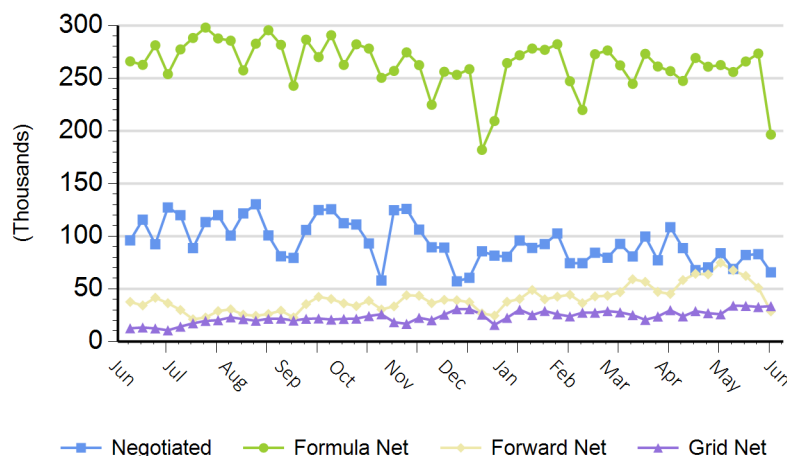
26,209

Mon Jun 07

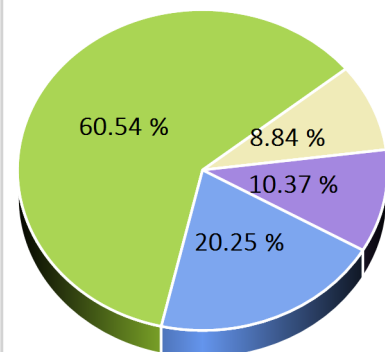
130,170

## Purchasing Basis Volume

### Weekly Purchasing Basis



### Previous Week





# National Weekly Fed Cattle Comprehensive

Agricultural Marketing Service  
Livestock, Poultry, and Grain Market News

June 08, 2021

## Weekly Negotiated Avg. Price by Delivery Period

(Beef Type Cattle: All live transactions converted to dressed price)

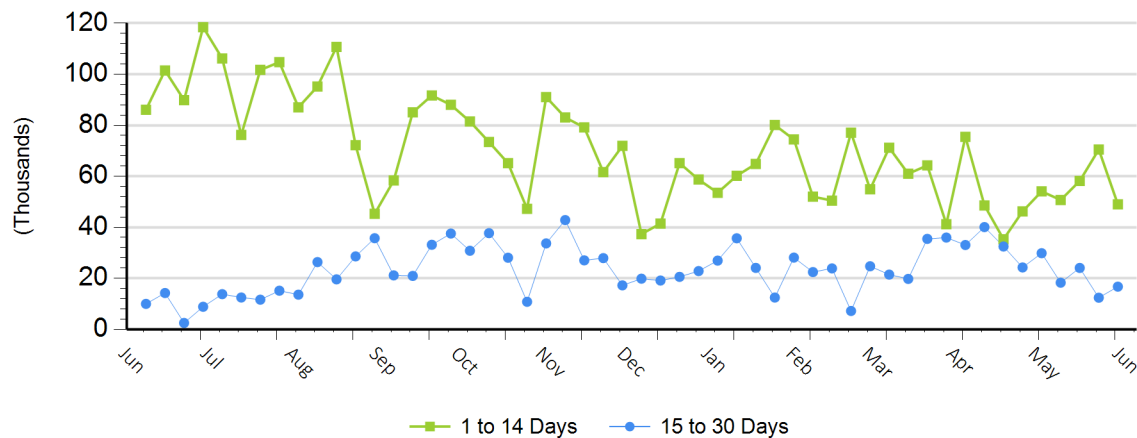
Avg Price (1 to 14 Days)

\$190.21

Avg Price (15 to 30 Days)

\$190.43

## Weekly Negotiated Head Count by Delivery Period



For more Information about this report, please visit this link: [National Weekly Fed Cattle Comprehensive Overview](#)