



# National Weekly Fed Cattle Comprehensive

Agricultural Marketing Service

Livestock, Poultry, and Grain Market News

May 25, 2021

## Weighted Average Prices

(Weekly Information from 2pm Previous Monday to 10am Current Monday; Includes Negotiated, Formula Nets, Contract Nets, & Grid Nets)"

### All Steers & Heifers (Beef Type Cattle)

Purchasing Basis	% Choice	Head	Avg Price	Week Ago Change	Year Ago Change
Dressed	> 65% Choice	266,412	\$193.59	\$0.27 ↑	\$12.35 ↑
	< 65% Choice	29,038	\$187.27	\$0.26 ↑	\$13.33 ↑
	Total all Grades	295,450	\$192.97	\$0.40 ↑	\$12.36 ↑
Live	> 65% Choice	102,369	\$121.21	(\$0.13) ↓	\$2.41 ↑
	< 65% Choice	11,214	\$120.32	(\$0.59) ↓	\$2.87 ↑
	Total all Grades	113,583	\$121.12	(\$0.18) ↓	\$2.41 ↑

### Dairy Bred

Purchasing Basis	% Choice	Head	Avg Price	Week Ago Change	Year Ago Change
Dressed	> 65% Choice	25,070	\$180.96	(\$0.23) ↓	\$14.47 ↑
	< 65% Choice	1,181	\$169.86	(\$0.32) ↓	\$12.66 ↑
	Total all Grades	26,251	\$180.46	(\$0.22) ↓	\$14.57 ↑
Live	> 65% Choice	4,923	\$107.87	\$0.56 ↑	\$6.16 ↑
	< 65% Choice	254	\$106.77	(\$4.62) ↓	\$30.19 ↑
	Total all Grades	5,177	\$107.81	\$0.09 ↑	\$12.38 ↑

## Spread Comparison Values

### Beef Type minus Dairy Type

(Weekly Information from 2pm Previous Monday to 10am Current Monday; Includes Negotiated, Formula Nets, Contract Nets, & Grid Nets)

Purchasing Basis	Current	Week Ago Change	Year Ago Change
Dressed	\$12.51 ↑	\$11.89 ↑	\$14.72 ↑
Live	\$13.31 ↑	\$13.58 ↑	\$23.28 ↑

### Formula Net minus Negotiated

(Beef Type Cattle; All live transactions converted to a dressed price)

#### 52 Week Rolling Average

\$3.85





# National Weekly Fed Cattle Comprehensive

Agricultural Marketing Service  
Livestock, Poultry, and Grain Market News

May 25, 2021

## Formula Base minus Negotiated

(Beef Type Cattle; All live transactions converted to a dressed price)

52 Week Rolling Average

\$0.58



## Formula Net minus Formula Base

(Beef Type Cattle; All live transactions converted to a dressed price)

52 Week Rolling Average

\$3.27



## Grading % and Carcass Weights

(Beef Type Cattle; Includes Formula Net, Contract Net, and Grid Net; Grading % includes Choice & higher; Carcass Weight includes all grades; All live transactions converted to a dressed basis)

Grading %

81.9

Week Ago

82.1



Dressed Weight

861.0

Week Ago

865.4



## Daily Formula Base Volume

Tue May 18

54,195

Wed May 19

30,138

Thu May 20

28,271

Fri May 21

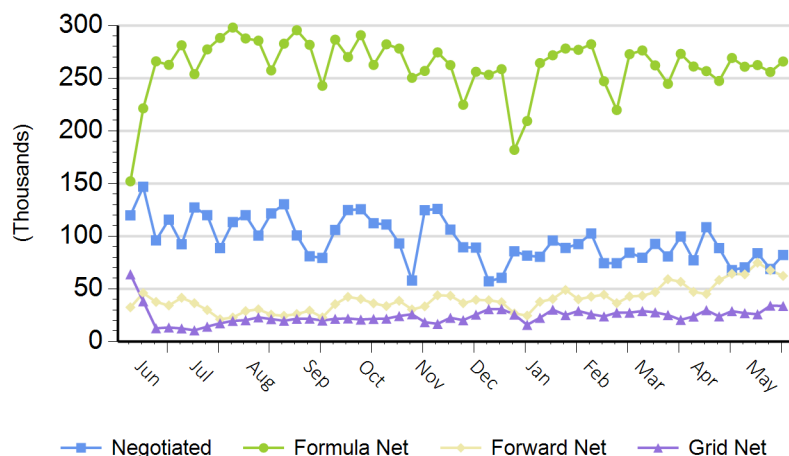
22,767

Mon May 24

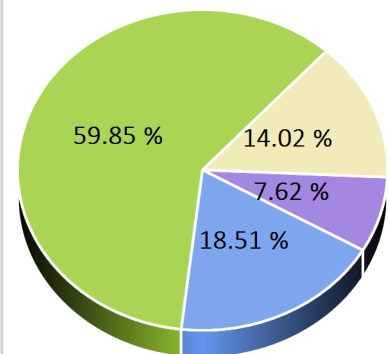
121,976

## Purchasing Basis Volume

### Weekly Purchasing Basis



### Previous Week





# National Weekly Fed Cattle Comprehensive

Agricultural Marketing Service  
Livestock, Poultry, and Grain Market News

May 25, 2021

## Weekly Negotiated Avg. Price by Delivery Period

(Beef Type Cattle: All live transactions converted to dressed price)

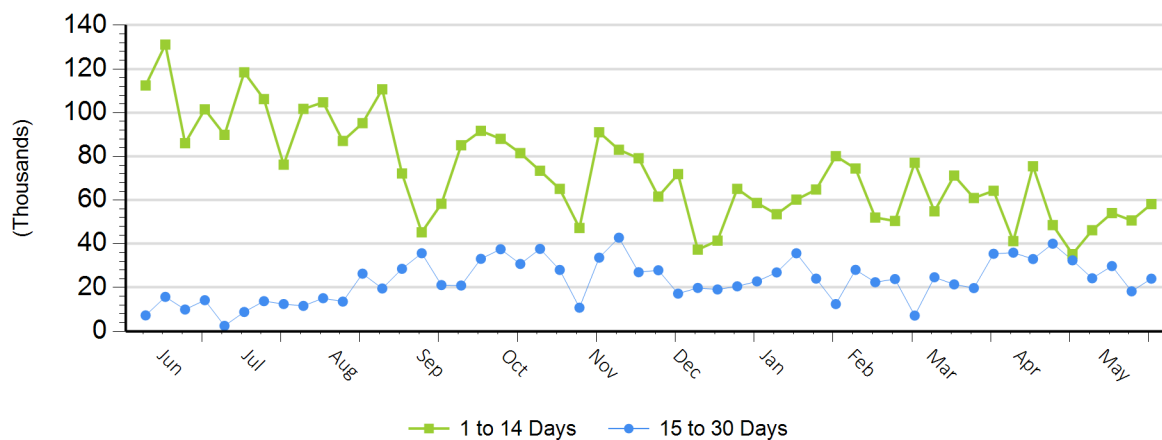
Avg Price (1 to 14 Days)

\$190.14

Avg Price (15 to 30 Days)

\$190.37

## Weekly Negotiated Head Count by Delivery Period



For more Information about this report, please visit this link: [National Weekly Fed Cattle Comprehensive Overview](#)