



National Weekly Fed Cattle Comprehensive

Agricultural Marketing Service

Livestock, Poultry, and Grain Market News

April 27, 2021

Weighted Average Prices

(Weekly Information from 2pm Previous Monday to 10am Current Monday; Includes Negotiated, Formula Nets, Contract Nets, & Grid Nets)"

All Steers & Heifers (Beef Type Cattle)

Purchasing Basis	% Choice	Head	Avg Price	Week Ago Change	Year Ago Change
Dressed	> 65% Choice	262,666	\$195.33	\$1.95 ↑	\$25.45 ↑
	< 65% Choice	28,617	\$189.53	\$1.66 ↑	\$23.91 ↑
	Total all Grades	291,283	\$194.76	\$1.86 ↑	\$25.24 ↑
Live	> 65% Choice	93,030	\$122.85	\$0.36 ↑	\$17.96 ↑
	< 65% Choice	7,831	\$120.78	\$1.32 ↑	\$14.74 ↑
	Total all Grades	100,861	\$122.69	\$0.43 ↑	\$17.64 ↑

Dairy Bred

Purchasing Basis	% Choice	Head	Avg Price	Week Ago Change	Year Ago Change
Dressed	> 65% Choice	27,077	\$180.69	(\$0.20) ↓	\$19.31 ↑
	< 65% Choice	2,705	\$170.89	\$2.84 ↑	\$10.73 ↑
	Total all Grades	29,782	\$179.80	(\$0.28) ↓	\$18.51 ↑
Live	> 65% Choice	4,476	\$110.34	\$0.99 ↑	\$16.69 ↑
	< 65% Choice	278	\$102.08	(\$10.34) ↓	\$9.99 ↑
	Total all Grades	4,754	\$109.86	\$0.44 ↑	\$16.90 ↑

Spread Comparison Values

Beef Type minus Dairy Type

(Weekly Information from 2pm Previous Monday to 10am Current Monday; Includes Negotiated, Formula Nets, Contract Nets, & Grid Nets)

Purchasing Basis	Current	Week Ago Change	Year Ago Change
Dressed	\$14.96 ↑	\$12.82 ↑	\$8.23 ↑
Live	\$12.83 ↑	\$12.84 ↑	\$12.09 ↑

Formula Net minus Negotiated

(Beef Type Cattle; All live transactions converted to a dressed price)

52 Week Rolling Average

\$3.18





National Weekly Fed Cattle Comprehensive

Agricultural Marketing Service
Livestock, Poultry, and Grain Market News

April 27, 2021

Formula Base minus Negotiated

(Beef Type Cattle; All live transactions converted to a dressed price)

52 Week Rolling Average

\$0.02



Formula Net minus Formula Base

(Beef Type Cattle; All live transactions converted to a dressed price)

52 Week Rolling Average

\$3.16



Grading % and Carcass Weights

(Beef Type Cattle; Includes Formula Net, Contract Net, and Grid Net; Grading % includes Choice & higher; Carcass Weight includes all grades; All live transactions converted to a dressed basis)

Grading %

83.1

Week Ago

83.3



Dressed Weight

869.1

Week Ago

866.1



Daily Formula Base Voume

Tue Apr 20

38,125

Wed Apr 21

34,276

Thu Apr 22

29,308

Fri Apr 23

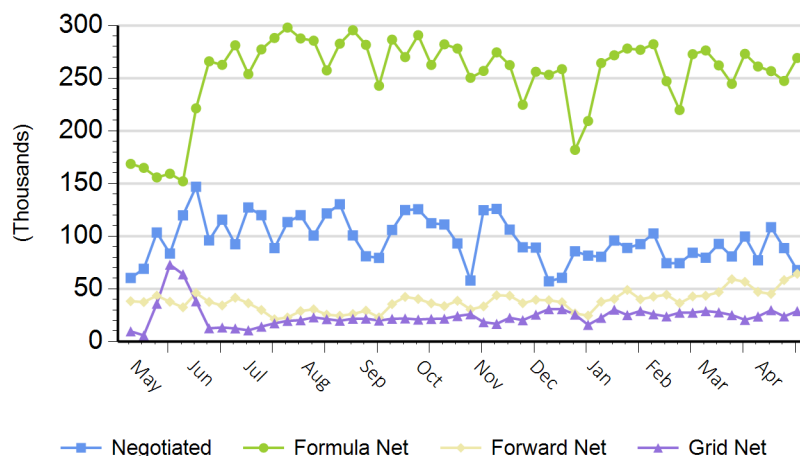
24,079

Mon Apr 26

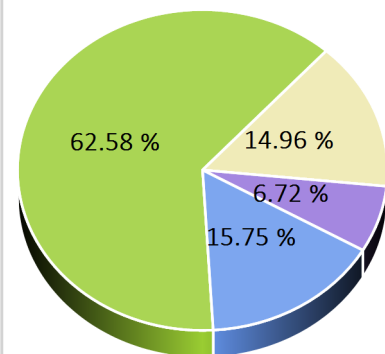
110,834

Purchasing Basis Volume

Weekly Purchasing Basis



Previous Week





National Weekly Fed Cattle Comprehensive

Agricultural Marketing Service
Livestock, Poultry, and Grain Market News

April 27, 2021

Weekly Negotiated Avg. Price by Delivery Period

(Beef Type Cattle: All live transactions converted to dressed price)

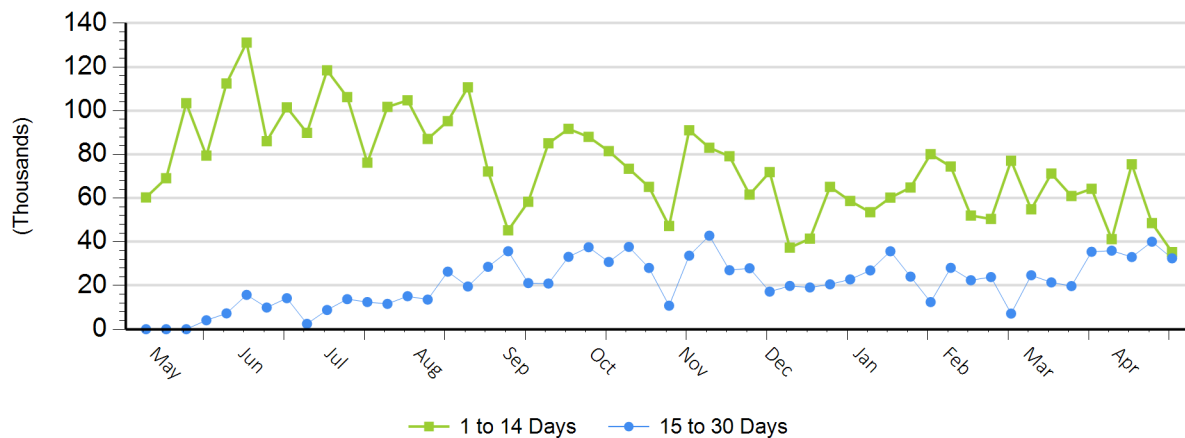
Avg Price (1 to 14 Days)

\$192.52

Avg Price (15 to 30 Days)

\$191.82

Weekly Negotiated Head Count by Delivery Period



For more Information about this report, please visit this link: [National Weekly Fed Cattle Comprehensive Overview](#)