



National Weekly Fed Cattle Comprehensive

Agricultural Marketing Service

Livestock, Poultry, and Grain Market News

April 20, 2021

Weighted Average Prices

(Weekly Information from 2pm Previous Monday to 10am Current Monday; Includes Negotiated, Formula Nets, Contract Nets, & Grid Nets)"

All Steers & Heifers (Beef Type Cattle)

Purchasing Basis	% Choice	Head	Avg Price	Week Ago Change	Year Ago Change
Dressed	> 65% Choice	260,123	\$193.38	\$3.83 ↑	\$16.62 ↑
	< 65% Choice	24,761	\$187.87	\$3.29 ↑	\$18.38 ↑
	Total all Grades	284,884	\$192.90	\$3.68 ↑	\$16.83 ↑
Live	> 65% Choice	91,716	\$122.49	\$1.13 ↑	\$10.11 ↑
	< 65% Choice	7,575	\$119.46	\$0.74 ↑	\$8.36 ↑
	Total all Grades	99,291	\$122.26	\$1.13 ↑	\$10.23 ↑

Dairy Bred

Purchasing Basis	% Choice	Head	Avg Price	Week Ago Change	Year Ago Change
Dressed	> 65% Choice	25,425	\$180.89	\$1.99 ↑	\$12.99 ↑
	< 65% Choice	1,692	\$168.05	\$0.75 ↑	\$9.17 ↑
	Total all Grades	27,117	\$180.08	\$2.11 ↑	\$12.83 ↑
Live	> 65% Choice	3,680	\$109.35	\$3.40 ↑	\$12.64 ↑
	< 65% Choice	91	\$112.42	\$9.85 ↑	\$8.38 ↑
	Total all Grades	3,771	\$109.42	\$3.80 ↑	\$12.04 ↑

Spread Comparison Values

Beef Type minus Dairy Type

(Weekly Information from 2pm Previous Monday to 10am Current Monday; Includes Negotiated, Formula Nets, Contract Nets, & Grid Nets)

Purchasing Basis	Current	Week Ago Change	Year Ago Change
Dressed	\$12.82 ↑	\$11.25 ↑	\$8.82 ↑
Live	\$12.84 ↑	\$15.51 ↑	\$14.65 ↑

Formula Net minus Negotiated

(Beef Type Cattle; All live transactions converted to a dressed price)

52 Week Rolling Average

\$3.16





National Weekly Fed Cattle Comprehensive

Agricultural Marketing Service
Livestock, Poultry, and Grain Market News

April 20, 2021

Formula Base minus Negotiated

(Beef Type Cattle; All live transactions converted to a dressed price)

52 Week Rolling Average

\$0.02



Formula Net minus Formula Base

(Beef Type Cattle; All live transactions converted to a dressed price)

52 Week Rolling Average

\$3.14



Grading % and Carcass Weights

(Beef Type Cattle; Includes Formula Net, Contract Net, and Grid Net; Grading % includes Choice & higher; Carcass Weight includes all grades; All live transactions converted to a dressed basis)

Grading %

83.3

Week Ago

84.4



Dressed Weight

866.1

Week Ago

866.4



Daily Formula Base Voume

Tue Apr 13

48,742

Wed Apr 14

28,668

Thu Apr 15

27,957

Fri Apr 16

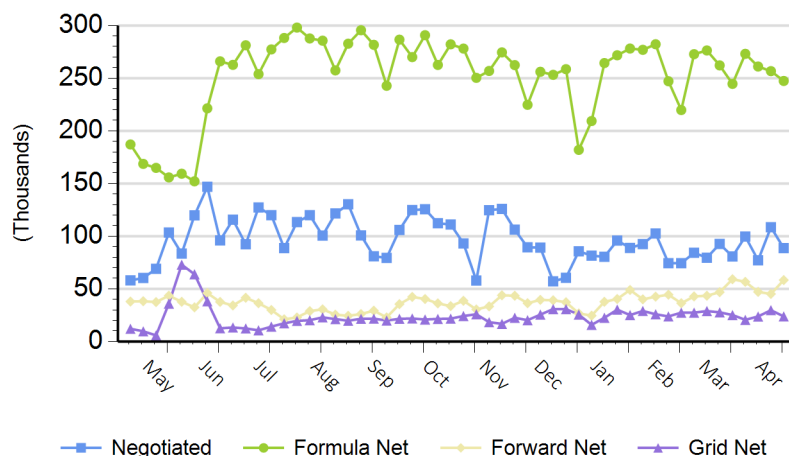
28,101

Mon Apr 19

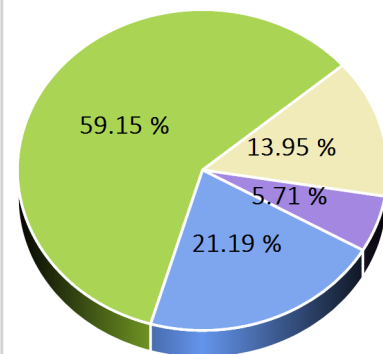
137,191

Purchasing Basis Volume

Weekly Purchasing Basis



Previous Week





National Weekly Fed Cattle Comprehensive

Agricultural Marketing Service
Livestock, Poultry, and Grain Market News

April 20, 2021

Weekly Negotiated Avg. Price by Delivery Period

(Beef Type Cattle: All live transactions converted to dressed price)

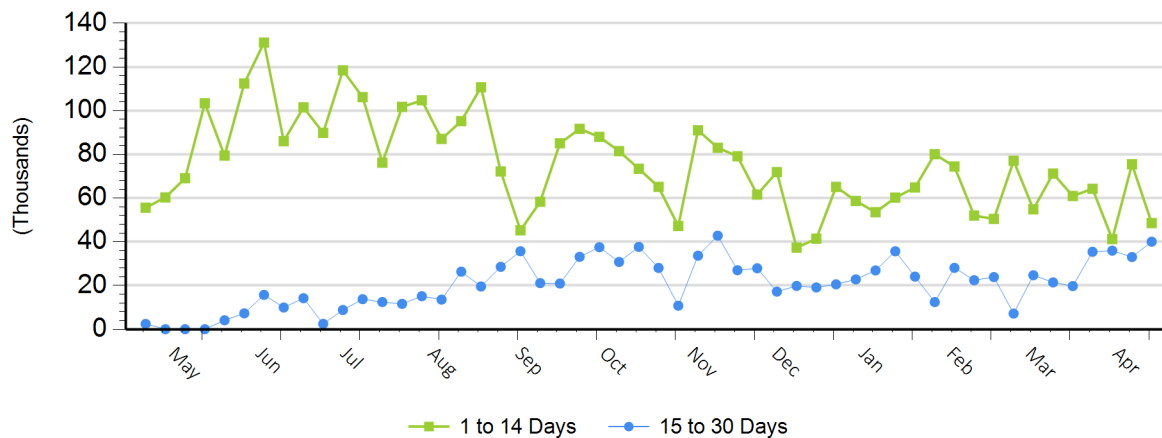
Avg Price (1 to 14 Days)

\$193.17

Avg Price (15 to 30 Days)

\$194.76

Weekly Negotiated Head Count by Delivery Period



For more Information about this report, please visit this link: [National Weekly Fed Cattle Comprehensive Overview](#)