



National Weekly Fed Cattle Comprehensive

Agricultural Marketing Service

Livestock, Poultry, and Grain Market News

March 23, 2021

Weighted Average Prices

(Weekly Information from 2pm Previous Monday to 10am Current Monday; Includes Negotiated, Formula Nets, Contract Nets, & Grid Nets)"

All Steers & Heifers (Beef Type Cattle)

Purchasing Basis	% Choice	Head	Avg Price	Week Ago Change	Year Ago Change
Dressed	> 65% Choice	218,295	\$185.00	\$0.31 ↑	\$5.45 ↑
	< 65% Choice	20,544	\$179.97	\$0.48 ↑	\$4.78 ↑
	Total all Grades	238,839	\$184.57	\$0.29 ↑	\$5.44 ↑
Live	> 65% Choice	128,768	\$116.20	\$0.48 ↑	\$5.66 ↑
	< 65% Choice	9,727	\$115.55	(\$0.03) ↓	\$6.02 ↑
	Total all Grades	138,495	\$116.15	\$0.44 ↑	\$5.67 ↑

Dairy Bred

Purchasing Basis	% Choice	Head	Avg Price	Week Ago Change	Year Ago Change
Dressed	> 65% Choice	23,018	\$177.57	\$0.56 ↑	\$8.45 ↑
	< 65% Choice	1,785	\$167.11	\$1.17 ↑	\$4.34 ↑
	Total all Grades	24,803	\$176.82	\$0.12 ↑	\$8.07 ↑
Live	> 65% Choice	3,737	\$102.92	(\$1.64) ↓	\$9.41 ↑
	< 65% Choice			(\$99.81) ↓	(\$96.85) ↓
	Total all Grades	3,737	\$102.92	(\$1.51) ↓	\$8.29 ↑

Spread Comparison Values

Beef Type minus Dairy Type

(Weekly Information from 2pm Previous Monday to 10am Current Monday; Includes Negotiated, Formula Nets, Contract Nets, & Grid Nets)

Purchasing Basis	Current	Week Ago Change	Year Ago Change
Dressed	\$7.75 ↑	\$7.58 ↑	\$10.38 ↑
Live	\$13.23 ↑	\$11.28 ↑	\$15.85 ↑

Formula Net minus Negotiated

(Beef Type Cattle; All live transactions converted to a dressed price)

52 Week Rolling Average

\$3.91





National Weekly Fed Cattle Comprehensive

Agricultural Marketing Service
Livestock, Poultry, and Grain Market News

March 23, 2021

Formula Base minus Negotiated

(Beef Type Cattle; All live transactions converted to a dressed price)

52 Week Rolling Average

\$0.72



Formula Net minus Formula Base

(Beef Type Cattle; All live transactions converted to a dressed price)

52 Week Rolling Average

\$3.19



Grading % and Carcass Weights

(Beef Type Cattle; Includes Formula Net, Contract Net, and Grid Net; Grading % includes Choice & higher; Carcass Weight includes all grades; All live transactions converted to a dressed basis)

Grading %

84.3

Week Ago

84.9



Dressed Weight

871.4

Week Ago

869.8



Daily Formula Base Volume

Tue Mar 16

76,973

Wed Mar 17

33,798

Thu Mar 18

21,564

Fri Mar 19

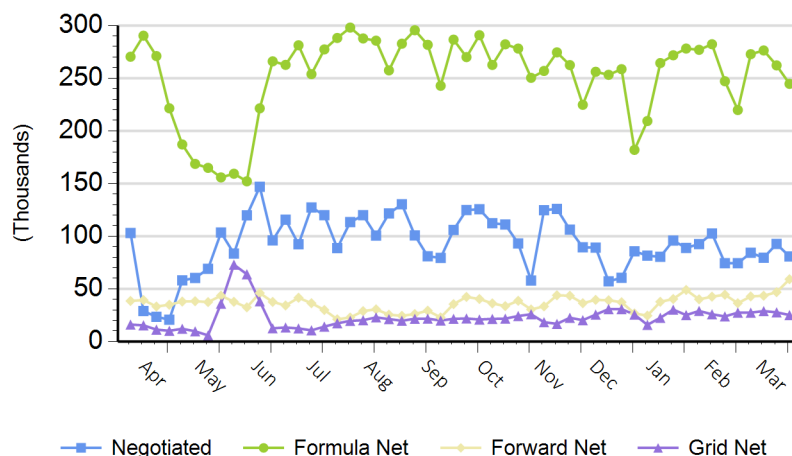
25,589

Mon Mar 22

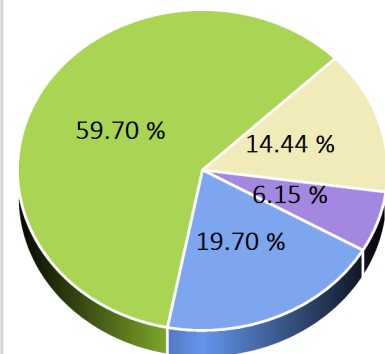
129,544

Purchasing Basis Volume

Weekly Purchasing Basis



Previous Week





National Weekly Fed Cattle Comprehensive

Agricultural Marketing Service
Livestock, Poultry, and Grain Market News

March 23, 2021

Weekly Negotiated Avg. Price by Delivery Period

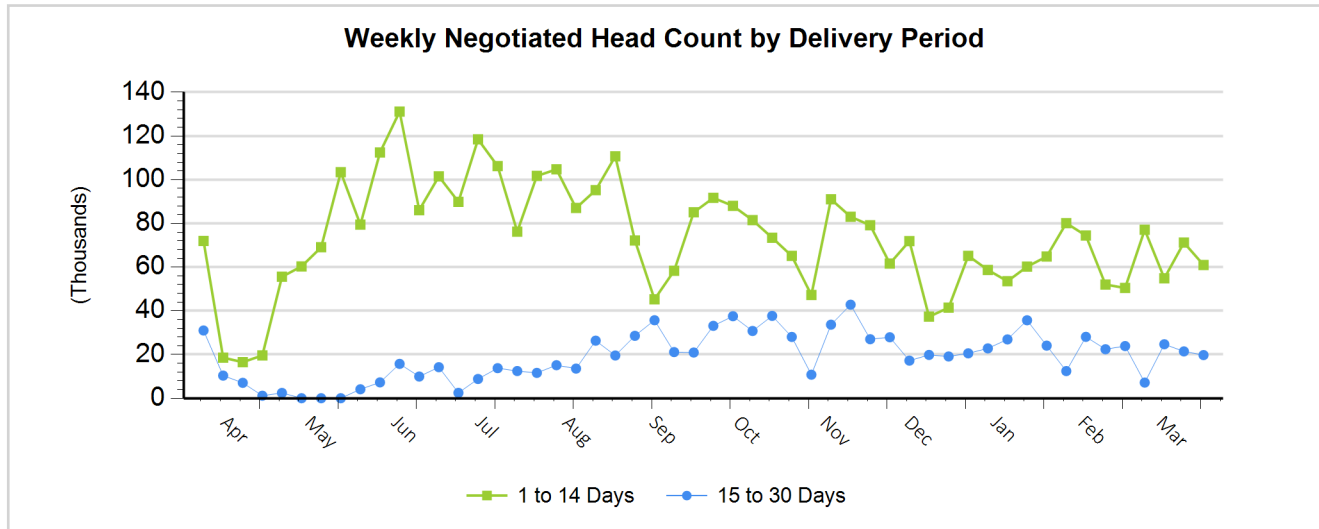
(Beef Type Cattle: All live transactions converted to dressed price)

Avg Price (1 to 14 Days)

\$181.14

Avg Price (15 to 30 Days)

\$181.42



For more Information about this report, please visit this link: [National Weekly Fed Cattle Comprehensive Overview](#)