



National Weekly Fed Cattle Comprehensive

Agricultural Marketing Service

Livestock, Poultry, and Grain Market News

March 16, 2021

Weighted Average Prices

(Weekly Information from 2pm Previous Monday to 10am Current Monday; Includes Negotiated, Formula Nets, Contract Nets, & Grid Nets)"

All Steers & Heifers (Beef Type Cattle)

Purchasing Basis	% Choice	Head	Avg Price	Week Ago Change	Year Ago Change
Dressed	> 65% Choice	232,144	\$184.69	\$0.04	\$1.22
	< 65% Choice	19,930	\$179.49	(\$0.40)	(\$0.53)
	Total all Grades	252,074	\$184.28	\$0.10	\$1.14
Live	> 65% Choice	134,050	\$115.72	(\$0.25)	\$3.77
	< 65% Choice	12,687	\$115.58	\$0.47	\$2.25
	Total all Grades	146,737	\$115.71	(\$0.18)	\$3.62

Dairy Bred

Purchasing Basis	% Choice	Head	Avg Price	Week Ago Change	Year Ago Change
Dressed	> 65% Choice	24,449	\$177.01	\$1.96	\$4.70
	< 65% Choice	713	\$165.94	\$1.63	(\$2.57)
	Total all Grades	25,162	\$176.70	\$2.01	\$4.64
Live	> 65% Choice	2,700	\$104.56	\$2.35	\$5.20
	< 65% Choice	80	\$99.81	\$0.56	\$5.56
	Total all Grades	2,780	\$104.43	\$2.69	\$6.29

Spread Comparison Values

Beef Type minus Dairy Type

(Weekly Information from 2pm Previous Monday to 10am Current Monday; Includes Negotiated, Formula Nets, Contract Nets, & Grid Nets)

Purchasing Basis	Current	Week Ago Change	Year Ago Change
Dressed	\$7.58	\$9.49	\$11.08
Live	\$11.28	\$14.15	\$13.95

Formula Net minus Negotiated

(Beef Type Cattle; All live transactions converted to a dressed price)

52 Week Rolling Average

\$3.90



National Weekly Fed Cattle Comprehensive

Agricultural Marketing Service
Livestock, Poultry, and Grain Market News

March 16, 2021

Formula Base minus Negotiated

(Beef Type Cattle; All live transactions converted to a dressed price)

52 Week Rolling Average

\$0.68



Formula Net minus Formula Base

(Beef Type Cattle; All live transactions converted to a dressed price)

52 Week Rolling Average

\$3.22



Grading % and Carcass Weights

(Beef Type Cattle; Includes Formula Net, Contract Net, and Grid Net; Grading % includes Choice & higher; Carcass Weight includes all grades; All live transactions converted to a dressed basis)

Grading %

84.9

Week Ago

83.5



Dressed Weight

869.8

Week Ago

868.7



Daily Formula Base Volume

Tue Mar 09

65,697

Wed Mar 10

32,203

Thu Mar 11

46,692

Fri Mar 12

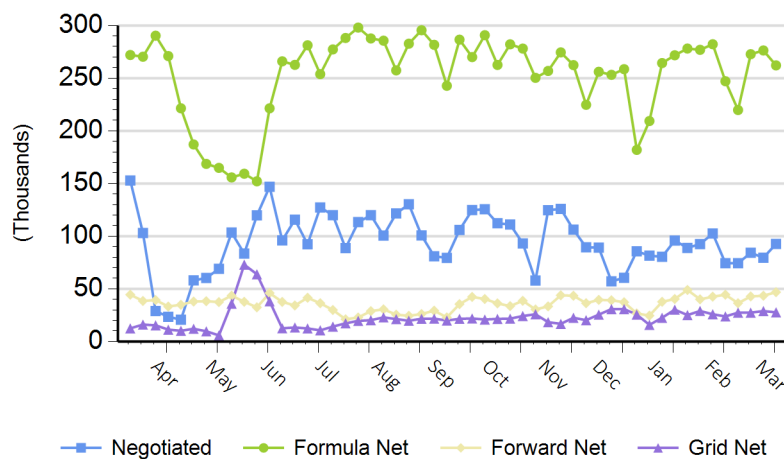
31,411

Mon Mar 15

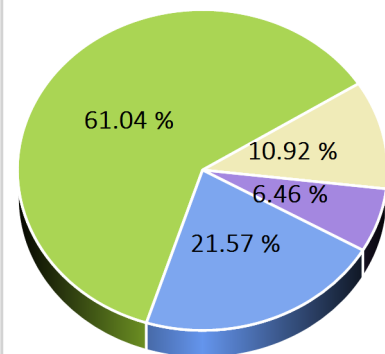
103,617

Purchasing Basis Volume

Weekly Purchasing Basis



Previous Week





National Weekly Fed Cattle Comprehensive

Agricultural Marketing Service
Livestock, Poultry, and Grain Market News

March 16, 2021

Weekly Negotiated Avg. Price by Delivery Period

(Beef Type Cattle: All live transactions converted to dressed price)

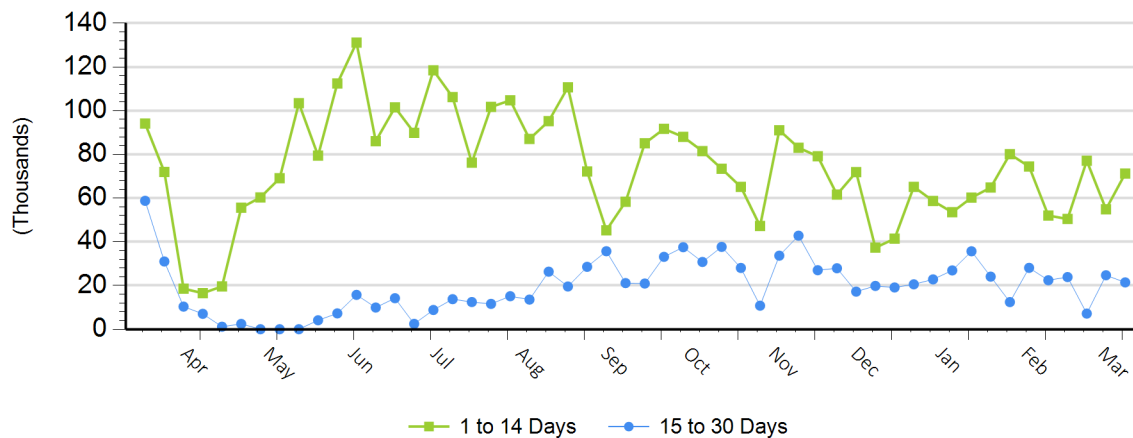
Avg Price (1 to 14 Days)

\$180.28

Avg Price (15 to 30 Days)

\$179.63

Weekly Negotiated Head Count by Delivery Period



For more Information about this report, please visit this link: [National Weekly Fed Cattle Comprehensive Overview](#)