



National Weekly Fed Cattle Comprehensive

Agricultural Marketing Service

Livestock, Poultry, and Grain Market News

February 23, 2021

Weighted Average Prices

(Weekly Information from 2pm Previous Monday to 10am Current Monday; Includes Negotiated, Formula Nets, Contract Nets, & Grid Nets)"

All Steers & Heifers (Beef Type Cattle)

Purchasing Basis	% Choice	Head	Avg Price	Week Ago Change	Year Ago Change
Dressed	> 65% Choice	192,524	\$184.23	\$1.28	(\$9.31)
	< 65% Choice	13,156	\$178.85	(\$0.02)	(\$11.06)
	Total all Grades	205,680	\$183.88	\$1.22	(\$9.30)
Live	> 65% Choice	115,051	\$116.15	\$0.62	(\$4.46)
	< 65% Choice	9,088	\$115.16	\$0.53	(\$4.64)
	Total all Grades	124,139	\$116.08	\$0.65	(\$4.45)

Dairy Bred

Purchasing Basis	% Choice	Head	Avg Price	Week Ago Change	Year Ago Change
Dressed	> 65% Choice	21,901	\$174.55	\$1.19	(\$1.37)
	< 65% Choice	1,581	\$164.88	\$1.27	(\$7.13)
	Total all Grades	23,482	\$173.90	\$1.06	(\$1.68)
Live	> 65% Choice	2,375	\$104.28	\$1.22	(\$2.25)
	< 65% Choice	120	\$100.89	\$100.89	(\$5.58)
	Total all Grades	2,495	\$104.12	\$1.06	(\$2.40)

Spread Comparison Values

Beef Type minus Dairy Type

(Weekly Information from 2pm Previous Monday to 10am Current Monday; Includes Negotiated, Formula Nets, Contract Nets, & Grid Nets)

Purchasing Basis	Current	Week Ago Change	Year Ago Change
Dressed	\$9.98	\$9.82	\$17.60
Live	\$11.96	\$12.37	\$14.01

Formula Net minus Negotiated

(Beef Type Cattle; All live transactions converted to a dressed price)

52 Week Rolling Average

\$4.17



National Weekly Fed Cattle Comprehensive

Agricultural Marketing Service
Livestock, Poultry, and Grain Market News

February 23, 2021

Formula Base minus Negotiated

(Beef Type Cattle; All live transactions converted to a dressed price)

52 Week Rolling Average

\$0.98



Formula Net minus Formula Base

(Beef Type Cattle; All live transactions converted to a dressed price)

52 Week Rolling Average

\$3.19



Grading % and Carcass Weights

(Beef Type Cattle; Includes Formula Net, Contract Net, and Grid Net; Grading % includes Choice & higher; Carcass Weight includes all grades; All live transactions converted to a dressed basis)

Grading %

85.8

Week Ago

85.1



Dressed Weight

883.5

Week Ago

890.6



Daily Formula Base Voume

Tue Feb 16

33,339

Wed Feb 17

37,235

Thu Feb 18

21,684

Fri Feb 19

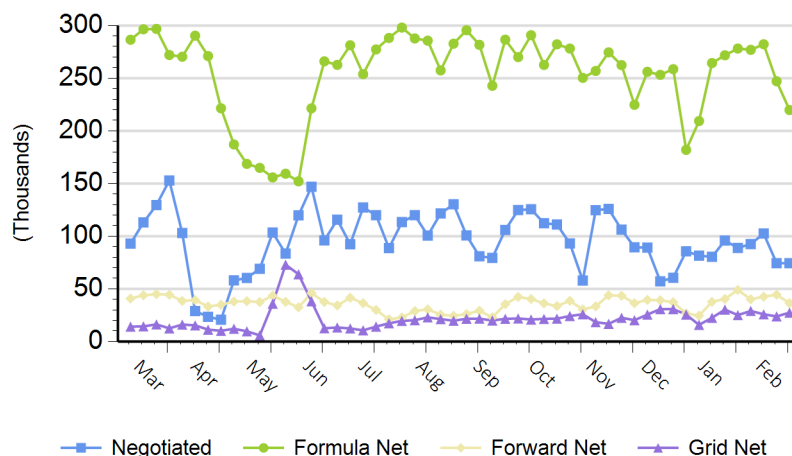
30,449

Mon Feb 22

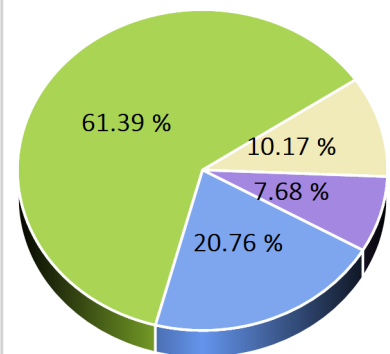
142,542

Purchasing Basis Volume

Weekly Purchasing Basis



Previous Week





National Weekly Fed Cattle Comprehensive

Agricultural Marketing Service
Livestock, Poultry, and Grain Market News

February 23, 2021

Weekly Negotiated Avg. Price by Delivery Period

(Beef Type Cattle: All live transactions converted to dressed price)

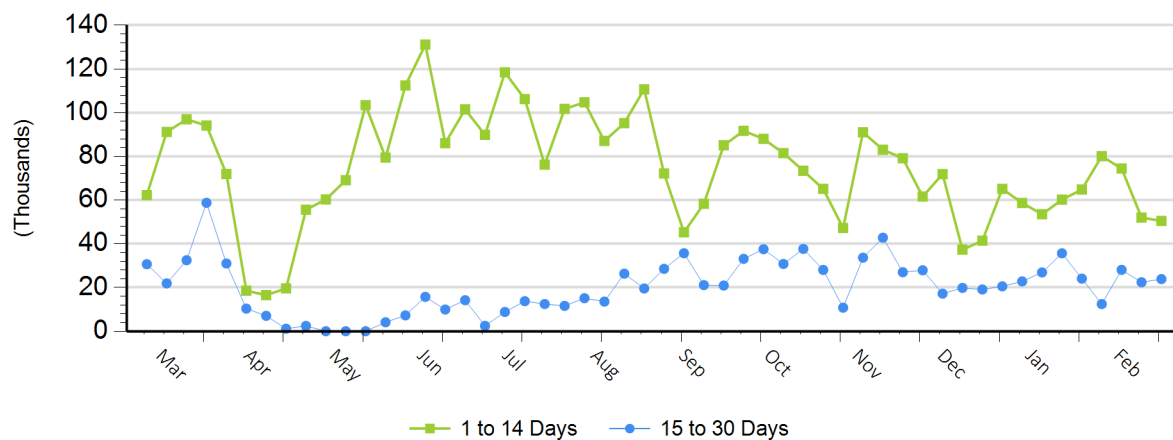
Avg Price (1 to 14 Days)

\$180.71

Avg Price (15 to 30 Days)

\$180.80

Weekly Negotiated Head Count by Delivery Period



For more Information about this report, please visit this link: [National Weekly Fed Cattle Comprehensive Overview](#)