



National Weekly Fed Cattle Comprehensive

Agricultural Marketing Service

Livestock, Poultry, and Grain Market News

February 16, 2021

Weighted Average Prices

(Weekly Information from 2pm Previous Monday to 10am Current Monday; Includes Negotiated, Formula Nets, Contract Nets, & Grid Nets)"

All Steers & Heifers (Beef Type Cattle)

Purchasing Basis	% Choice	Head	Avg Price	Week Ago Change	Year Ago Change
Dressed	> 65% Choice	239,036	\$182.95	\$2.67 ↑	(\$12.32) ↓
	< 65% Choice	18,289	\$178.87	\$2.76 ↑	(\$13.03) ↓
	Total all Grades	257,325	\$182.66	\$2.60 ↑	(\$12.34) ↓
Live	> 65% Choice	93,369	\$115.53	\$1.35 ↑	(\$5.88) ↓
	< 65% Choice	11,203	\$114.63	\$0.96 ↑	(\$6.16) ↓
	Total all Grades	104,572	\$115.43	\$1.31 ↑	(\$5.90) ↓

Dairy Bred

Purchasing Basis	% Choice	Head	Avg Price	Week Ago Change	Year Ago Change
Dressed	> 65% Choice	19,806	\$173.36	\$2.14 ↑	(\$4.50) ↓
	< 65% Choice	1,122	\$163.61	\$3.60 ↑	(\$5.97) ↓
	Total all Grades	20,928	\$172.84	\$2.46 ↑	(\$4.52) ↓
Live	> 65% Choice	3,920	\$103.06	\$2.04 ↑	(\$6.31) ↓
	< 65% Choice			(\$102.35) ↓	(\$111.76) ↓
	Total all Grades	3,920	\$103.06	\$1.91 ↑	(\$7.08) ↓

Spread Comparison Values

Beef Type minus Dairy Type

(Weekly Information from 2pm Previous Monday to 10am Current Monday; Includes Negotiated, Formula Nets, Contract Nets, & Grid Nets)

Purchasing Basis	Current	Week Ago Change	Year Ago Change
Dressed	\$9.82 ↑	\$9.68 ↑	\$17.64 ↑
Live	\$12.37 ↑	\$12.97 ↑	\$11.19 ↑

Formula Net minus Negotiated

(Beef Type Cattle; All live transactions converted to a dressed price)

52 Week Rolling Average

\$4.16





National Weekly Fed Cattle Comprehensive

Agricultural Marketing Service
Livestock, Poultry, and Grain Market News

February 16, 2021

Formula Base minus Negotiated

(Beef Type Cattle; All live transactions converted to a dressed price)

52 Week Rolling Average

\$0.98



Formula Net minus Formula Base

(Beef Type Cattle; All live transactions converted to a dressed price)

52 Week Rolling Average

\$3.18



Grading % and Carcass Weights

(Beef Type Cattle; Includes Formula Net, Contract Net, and Grid Net; Grading % includes Choice & higher; Carcass Weight includes all grades; All live transactions converted to a dressed basis)

Grading %

85.1

Week Ago

84.2



Dressed Weight

890.6

Week Ago

892.8



Daily Formula Base Volume

Tue Feb 09

30,728

Wed Feb 10

32,214

Thu Feb 11

43,653

Fri Feb 12

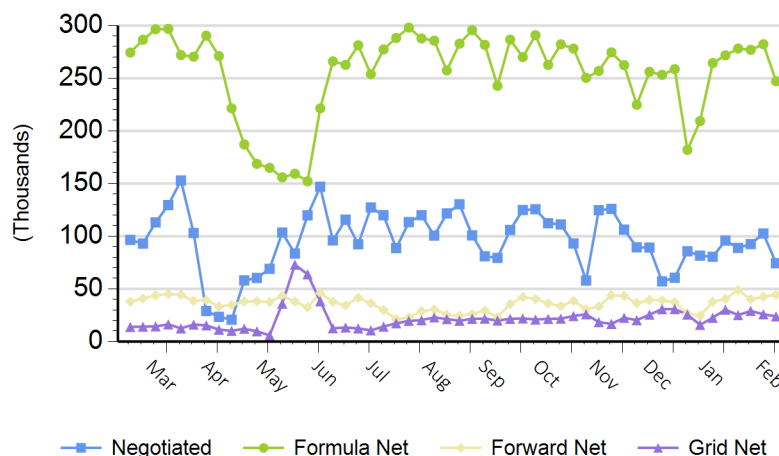
18,271

Mon Feb 15

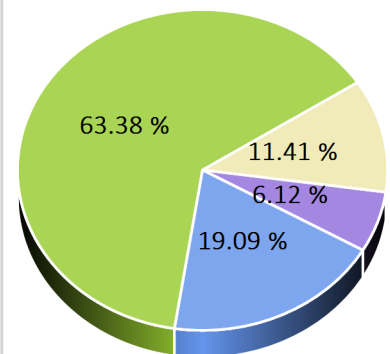
115,928

Purchasing Basis Volume

Weekly Purchasing Basis



Previous Week





National Weekly Fed Cattle Comprehensive

Agricultural Marketing Service
Livestock, Poultry, and Grain Market News

February 16, 2021

Weekly Negotiated Avg. Price by Delivery Period

(Beef Type Cattle: All live transactions converted to dressed price)

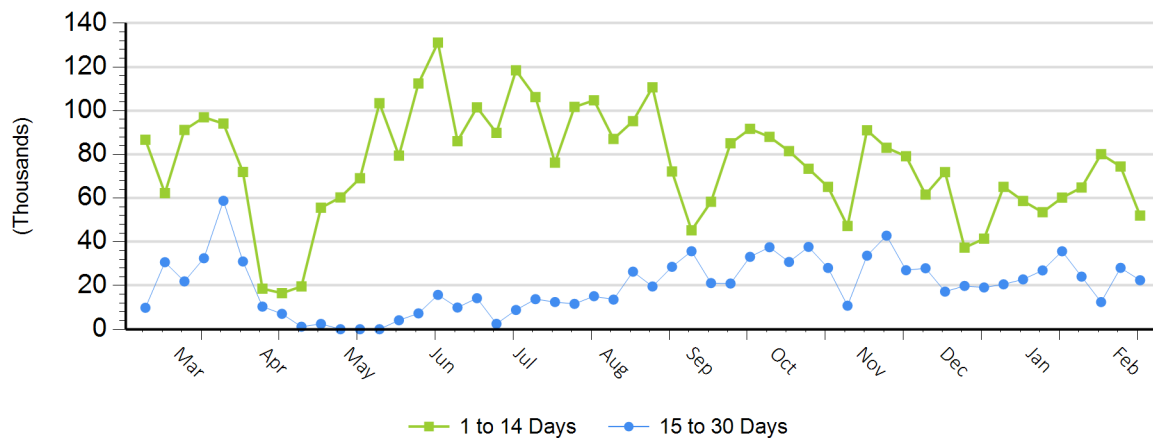
Avg Price (1 to 14 Days)

\$180.12

Avg Price (15 to 30 Days)

\$180.39

Weekly Negotiated Head Count by Delivery Period



For more Information about this report, please visit this link: [National Weekly Fed Cattle Comprehensive Overview](#)