



National Weekly Fed Cattle Comprehensive

Agricultural Marketing Service

Livestock, Poultry, and Grain Market News

February 09, 2021

Weighted Average Prices

(Weekly Information from 2pm Previous Monday to 10am Current Monday; Includes Negotiated, Formula Nets, Contract Nets, & Grid Nets)"

All Steers & Heifers (Beef Type Cattle)

Purchasing Basis	% Choice	Head	Avg Price	Week Ago Change	Year Ago Change
Dressed	> 65% Choice	251,945	\$180.28	\$2.01 ↑	(\$17.31) ↓
	< 65% Choice	14,290	\$176.11	\$2.07 ↑	(\$17.94) ↓
	Total all Grades	266,235	\$180.06	\$2.09 ↑	(\$17.21) ↓
Live	> 65% Choice	135,158	\$114.18	\$1.26 ↑	(\$8.72) ↓
	< 65% Choice	16,698	\$113.67	\$1.11 ↑	(\$8.37) ↓
	Total all Grades	151,856	\$114.12	\$1.25 ↑	(\$8.68) ↓

Dairy Bred

Purchasing Basis	% Choice	Head	Avg Price	Week Ago Change	Year Ago Change
Dressed	> 65% Choice	26,080	\$171.22	\$1.66 ↑	(\$7.96) ↓
	< 65% Choice	2,088	\$160.01	\$0.56 ↑	(\$10.87) ↓
	Total all Grades	28,168	\$170.38	\$1.45 ↑	(\$8.30) ↓
Live	> 65% Choice	3,356	\$101.02	\$1.82 ↑	(\$6.99) ↓
	< 65% Choice	369	\$102.35	\$2.89 ↑	(\$5.13) ↓
	Total all Grades	3,725	\$101.15	\$1.90 ↑	(\$6.74) ↓

Spread Comparison Values

Beef Type minus Dairy Type

(Weekly Information from 2pm Previous Monday to 10am Current Monday; Includes Negotiated, Formula Nets, Contract Nets, & Grid Nets)

Purchasing Basis	Current	Week Ago Change	Year Ago Change
Dressed	\$9.68 ↑	\$9.04 ↑	\$18.59 ↑
Live	\$12.97 ↑	\$13.62 ↑	\$14.91 ↑

Formula Net minus Negotiated

(Beef Type Cattle; All live transactions converted to a dressed price)

52 Week Rolling Average

\$4.34





National Weekly Fed Cattle Comprehensive

Agricultural Marketing Service
Livestock, Poultry, and Grain Market News

February 09, 2021

Formula Base minus Negotiated

(Beef Type Cattle; All live transactions converted to a dressed price)

52 Week Rolling Average

\$1.18



Formula Net minus Formula Base

(Beef Type Cattle; All live transactions converted to a dressed price)

52 Week Rolling Average

\$3.16



Grading % and Carcass Weights

(Beef Type Cattle; Includes Formula Net, Contract Net, and Grid Net; Grading % includes Choice & higher; Carcass Weight includes all grades; All live transactions converted to a dressed basis)

Grading %

84.2

Week Ago

83.7



Dressed Weight

892.8

Week Ago

896.5



Daily Formula Base Voume

Tue Feb 02

38,181

Wed Feb 03

25,499

Thu Feb 04

49,778

Fri Feb 05

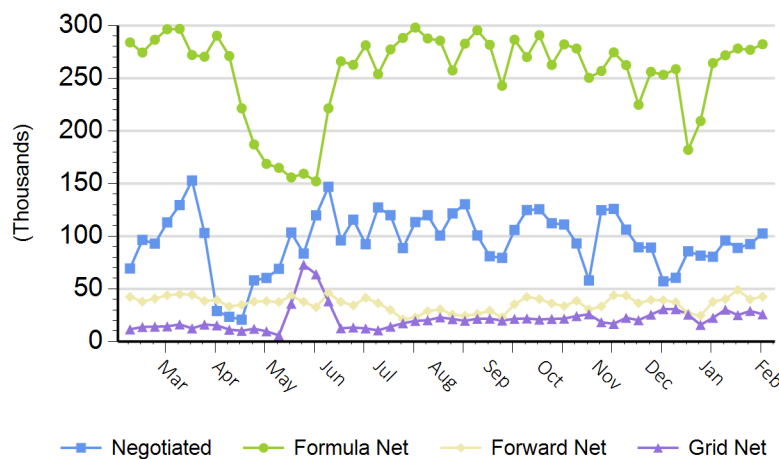
36,218

Mon Feb 08

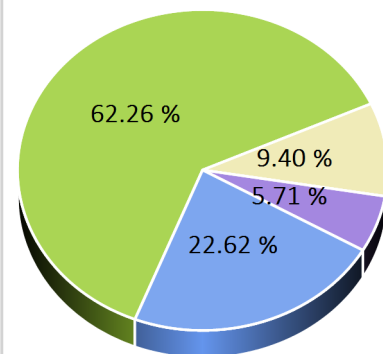
136,011

Purchasing Basis Volume

Weekly Purchasing Basis



Previous Week





National Weekly Fed Cattle Comprehensive

Agricultural Marketing Service
Livestock, Poultry, and Grain Market News

February 09, 2021

Weekly Negotiated Avg. Price by Delivery Period

(Beef Type Cattle: All live transactions converted to dressed price)

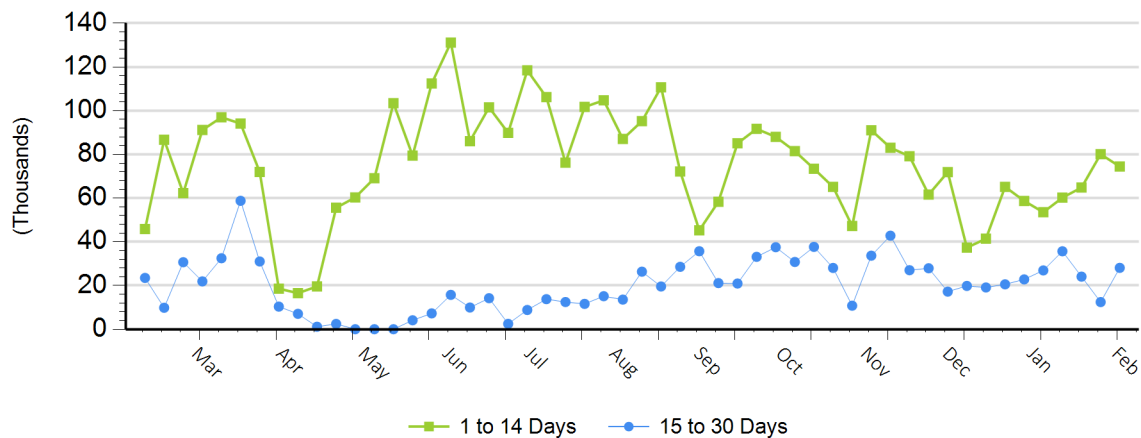
Avg Price (1 to 14 Days)

\$179.77

Avg Price (15 to 30 Days)

\$179.62

Weekly Negotiated Head Count by Delivery Period



For more Information about this report, please visit this link: [National Weekly Fed Cattle Comprehensive Overview](#)