



National Weekly Fed Cattle Comprehensive

Agricultural Marketing Service

Livestock, Poultry, and Grain Market News

February 02, 2021

Weighted Average Prices

(Weekly Information from 2pm Previous Monday to 10am Current Monday; Includes Negotiated, Formula Nets, Contract Nets, & Grid Nets)"

All Steers & Heifers (Beef Type Cattle)

Purchasing Basis	% Choice	Head	Avg Price	Week Ago Change	Year Ago Change
Dressed	> 65% Choice	239,782	\$178.27	(\$0.50) ↓	(\$21.09) ↓
	< 65% Choice	18,653	\$174.04	(\$0.52) ↓	(\$21.24) ↓
	Total all Grades	258,435	\$177.97	(\$0.49) ↓	(\$21.01) ↓
Live	> 65% Choice	127,491	\$112.92	\$0.82 ↑	(\$11.24) ↓
	< 65% Choice	17,570	\$112.56	\$0.43 ↑	(\$10.64) ↓
	Total all Grades	145,061	\$112.87	\$0.76 ↑	(\$11.17) ↓

Dairy Bred

Purchasing Basis	% Choice	Head	Avg Price	Week Ago Change	Year Ago Change
Dressed	> 65% Choice	23,789	\$169.56	\$0.24 ↑	(\$9.96) ↓
	< 65% Choice	1,587	\$159.45	(\$1.87) ↓	(\$12.27) ↓
	Total all Grades	25,376	\$168.93	(\$0.03) ↓	(\$10.11) ↓
Live	> 65% Choice	3,964	\$99.20	(\$1.83) ↓	(\$10.56) ↓
	< 65% Choice	1,004	\$99.46	\$1.13 ↑	(\$11.61) ↓
	Total all Grades	4,968	\$99.25	(\$1.50) ↓	(\$10.89) ↓

Spread Comparison Values

Beef Type minus Dairy Type

(Weekly Information from 2pm Previous Monday to 10am Current Monday; Includes Negotiated, Formula Nets, Contract Nets, & Grid Nets)

Purchasing Basis	Current	Week Ago Change	Year Ago Change
Dressed	\$9.04 ↑	\$9.50 ↑	\$19.94 ↑
Live	\$13.62 ↑	\$11.36 ↑	\$13.90 ↑

Formula Net minus Negotiated

(Beef Type Cattle; All live transactions converted to a dressed price)

52 Week Rolling Average

\$4.59





National Weekly Fed Cattle Comprehensive

Agricultural Marketing Service

Livestock, Poultry, and Grain Market News

February 02, 2021

Formula Base minus Negotiated

(Beef Type Cattle; All live transactions converted to a dressed price)

52 Week Rolling Average

\$1.41



Formula Net minus Formula Base

(Beef Type Cattle; All live transactions converted to a dressed price)

52 Week Rolling Average

\$3.18



Grading % and Carcass Weights

(Beef Type Cattle; Includes Formula Net, Contract Net, and Grid Net; Grading % includes Choice & higher; Carcass Weight includes all grades; All live transactions converted to a dressed basis)

Grading %

83.7

Week Ago

83.8



Dressed Weight

896.5

Week Ago

897.8



Daily Formula Base Volume

Tue Jan 26

40,373

Wed Jan 27

35,321

Thu Jan 28

43,829

Fri Jan 29

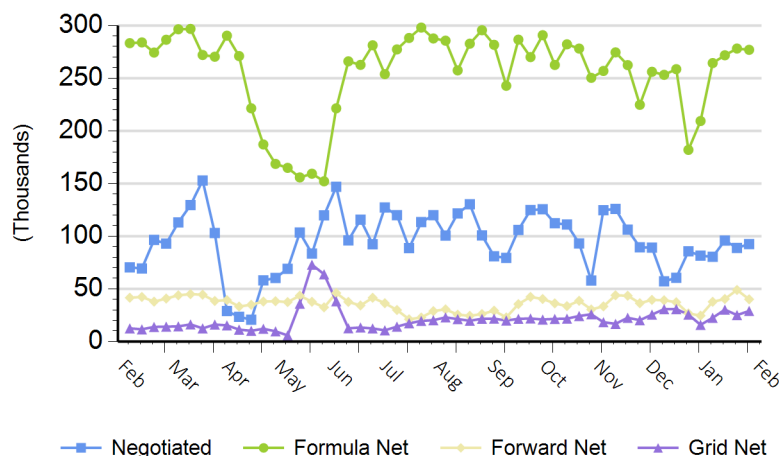
27,309

Mon Feb 01

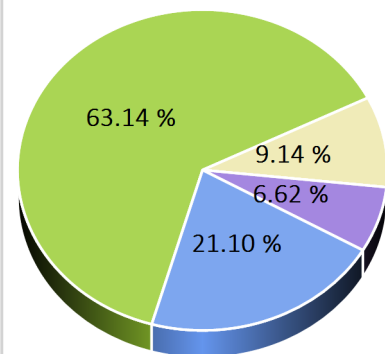
140,201

Purchasing Basis Volume

Weekly Purchasing Basis



Previous Week





National Weekly Fed Cattle Comprehensive

Agricultural Marketing Service
Livestock, Poultry, and Grain Market News

February 02, 2021

Weekly Negotiated Avg. Price by Delivery Period

(Beef Type Cattle: All live transactions converted to dressed price)

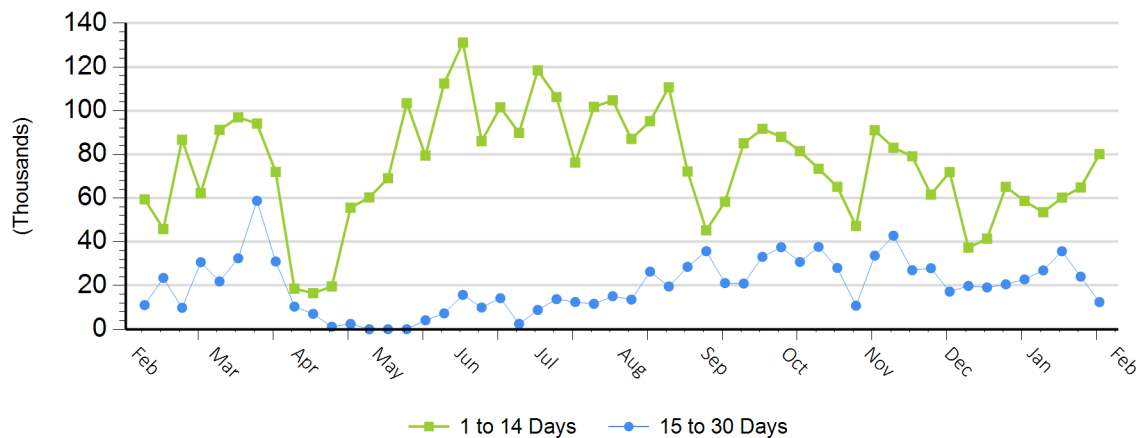
Avg Price (1 to 14 Days)

\$178.04

Avg Price (15 to 30 Days)

\$176.49

Weekly Negotiated Head Count by Delivery Period



For more Information about this report, please visit this link: [National Weekly Fed Cattle Comprehensive Overview](#)