



# National Weekly Fed Cattle Comprehensive

Agricultural Marketing Service

Livestock, Poultry, and Grain Market News

January 19, 2021

## Weighted Average Prices

(Weekly Information from 2pm Previous Monday to 10am Current Monday; Includes Negotiated, Formula Nets, Contract Nets, & Grid Nets)"

### All Steers & Heifers (Beef Type Cattle)

Purchasing Basis	% Choice	Head	Avg Price	Week Ago Change	Year Ago Change
Dressed	> 65% Choice	261,254	\$179.18	\$0.76	(\$18.80)
	< 65% Choice	20,969	\$175.83	\$1.05	(\$18.10)
	Total all Grades	282,223	\$178.93	\$0.81	(\$18.66)
Live	> 65% Choice	110,613	\$112.73	(\$0.27)	(\$12.33)
	< 65% Choice	13,329	\$112.35	(\$0.75)	(\$11.68)
	Total all Grades	123,942	\$112.69	(\$0.33)	(\$12.27)

### Dairy Bred

Purchasing Basis	% Choice	Head	Avg Price	Week Ago Change	Year Ago Change
Dressed	> 65% Choice	25,262	\$171.27	\$2.36	(\$8.61)
	< 65% Choice	1,367	\$160.42	(\$0.23)	(\$10.95)
	Total all Grades	26,629	\$170.71	\$2.45	(\$8.51)
Live	> 65% Choice	3,304	\$101.38	\$0.58	(\$8.89)
	< 65% Choice	286	\$97.58	(\$3.43)	(\$7.75)
	Total all Grades	3,590	\$101.07	\$0.25	(\$8.34)

## Spread Comparison Values

### Beef Type minus Dairy Type

(Weekly Information from 2pm Previous Monday to 10am Current Monday; Includes Negotiated, Formula Nets, Contract Nets, & Grid Nets)

Purchasing Basis	Current	Week Ago Change	Year Ago Change
Dressed	\$8.22	\$9.86	\$18.37
Live	\$11.62	\$12.20	\$15.55

### Formula Net minus Negotiated

(Beef Type Cattle; All live transactions converted to a dressed price)

### 52 Week Rolling Average

\$4.71



# National Weekly Fed Cattle Comprehensive

Agricultural Marketing Service  
Livestock, Poultry, and Grain Market News

January 19, 2021

## Formula Base minus Negotiated

(Beef Type Cattle; All live transactions converted to a dressed price)

52 Week Rolling Average

\$1.64



## Formula Net minus Formula Base

(Beef Type Cattle; All live transactions converted to a dressed price)

52 Week Rolling Average

\$3.07



## Grading % and Carcass Weights

(Beef Type Cattle; Includes Formula Net, Contract Net, and Grid Net; Grading % includes Choice & higher; Carcass Weight includes all grades; All live transactions converted to a dressed basis)

Grading %

83.9

Week Ago

82.9



Dressed Weight

899.0

Week Ago

893.4



## Daily Formula Base Voume

Tue Jan 12

59,235

Wed Jan 13

32,535

Thu Jan 14

43,052

Fri Jan 15

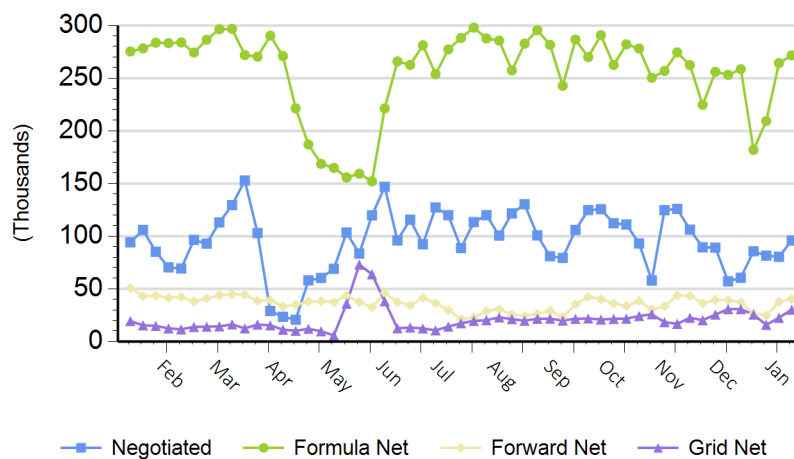
27,523

Mon Jan 18

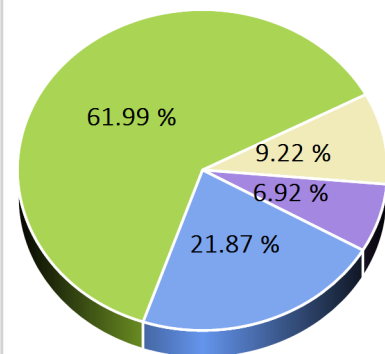
130,728

## Purchasing Basis Volume

### Weekly Purchasing Basis



### Previous Week





# National Weekly Fed Cattle Comprehensive

Agricultural Marketing Service  
Livestock, Poultry, and Grain Market News

January 19, 2021

## Weekly Negotiated Avg. Price by Delivery Period

(Beef Type Cattle: All live transactions converted to dressed price)

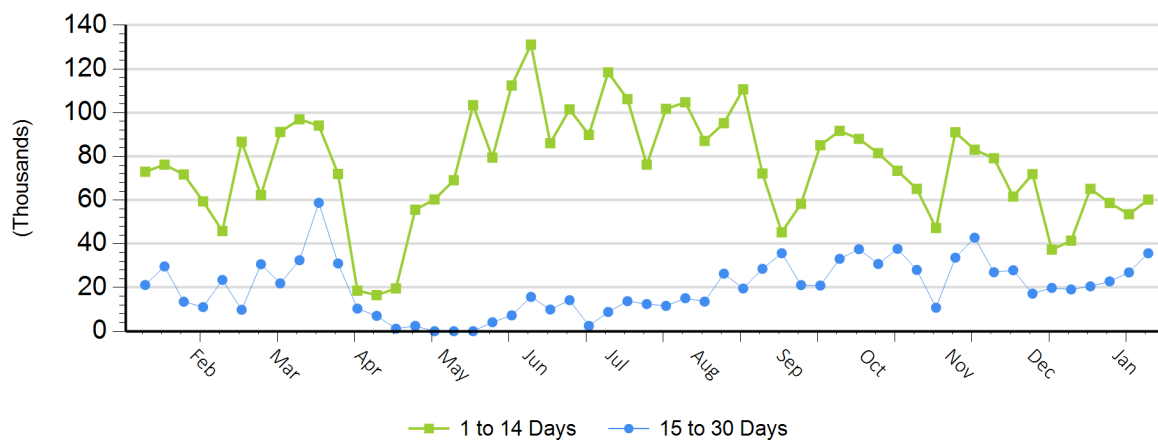
Avg Price (1 to 14 Days)

\$173.47

Avg Price (15 to 30 Days)

\$172.42

## Weekly Negotiated Head Count by Delivery Period



For more Information about this report, please visit this link: [National Weekly Fed Cattle Comprehensive Overview](#)