



National Weekly Fed Cattle Comprehensive

Agricultural Marketing Service

Livestock, Poultry, and Grain Market News

December 22, 2020

Weighted Average Prices

(Weekly Information from 2pm Previous Monday to 10am Current Monday; Includes Negotiated, Formula Nets, Contract Nets, & Grid Nets)"

All Steers & Heifers (Beef Type Cattle)

Purchasing Basis	% Choice	Head	Avg Price	Week Ago Change	Year Ago Change
Dressed	> 65% Choice	212,599	\$176.07	(\$1.85) ↓	(\$16.32) ↓
	< 65% Choice	24,103	\$171.35	(\$2.04) ↓	(\$15.60) ↓
	Total all Grades	236,702	\$175.59	(\$1.86) ↓	(\$16.20) ↓
Live	> 65% Choice	104,641	\$110.57	(\$1.10) ↓	(\$10.25) ↓
	< 65% Choice	11,021	\$109.22	(\$1.29) ↓	(\$10.10) ↓
	Total all Grades	115,662	\$110.44	(\$1.09) ↓	(\$10.14) ↓

Dairy Bred

Purchasing Basis	% Choice	Head	Avg Price	Week Ago Change	Year Ago Change
Dressed	> 65% Choice	26,007	\$167.78	(\$1.85) ↓	(\$6.60) ↓
	< 65% Choice	1,416	\$155.57	\$0.41 ↑	(\$9.79) ↓
	Total all Grades	27,423	\$167.15	(\$1.70) ↓	(\$6.60) ↓
Live	> 65% Choice	3,469	\$96.58	(\$2.22) ↓	(\$9.49) ↓
	< 65% Choice	102	\$93.00	(\$1.77) ↓	(\$11.58) ↓
	Total all Grades	3,571	\$96.47	(\$1.74) ↓	(\$9.13) ↓

Spread Comparison Values

Beef Type minus Dairy Type

(Weekly Information from 2pm Previous Monday to 10am Current Monday; Includes Negotiated, Formula Nets, Contract Nets, & Grid Nets)

Purchasing Basis	Current	Week Ago Change	Year Ago Change
Dressed	\$8.44 ↑	\$8.60 ↑	\$18.04 ↑
Live	\$13.97 ↑	\$13.32 ↑	\$14.98 ↑

Formula Net minus Negotiated

(Beef Type Cattle; All live transactions converted to a dressed price)

52 Week Rolling Average

\$4.74





National Weekly Fed Cattle Comprehensive

Agricultural Marketing Service
Livestock, Poultry, and Grain Market News

December 22, 2020

Formula Base minus Negotiated

(Beef Type Cattle; All live transactions converted to a dressed price)

52 Week Rolling Average

\$1.73



Formula Net minus Formula Base

(Beef Type Cattle; All live transactions converted to a dressed price)

52 Week Rolling Average

\$3.01



Grading % and Carcass Weights

(Beef Type Cattle; Includes Formula Net, Contract Net, and Grid Net; Grading % includes Choice & higher; Carcass Weight includes all grades; All live transactions converted to a dressed basis)

Grading %

81.9

Week Ago

81.8



Dressed Weight

895.5

Week Ago

891.4



Daily Formula Base Voume

Tue Dec 15

77,666

Wed Dec 16

33,531

Thu Dec 17

40,930

Fri Dec 18

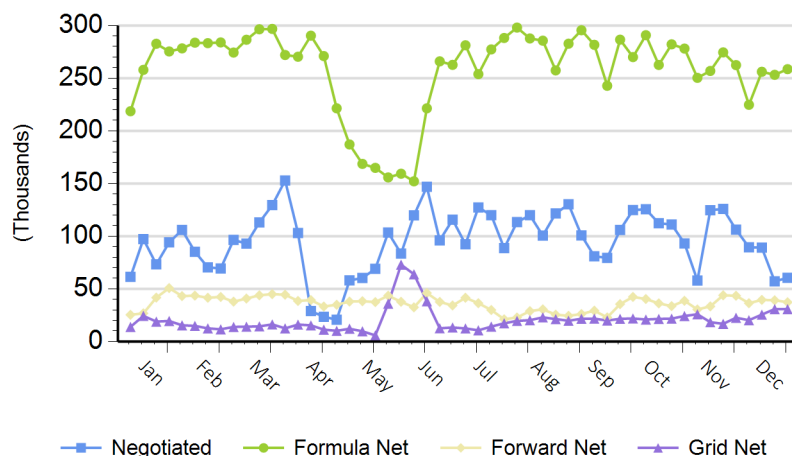
23,757

Mon Dec 21

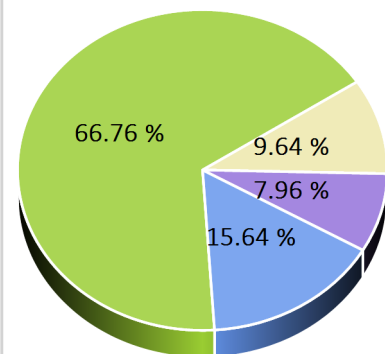
108,027

Purchasing Basis Volume

Weekly Purchasing Basis



Previous Week





National Weekly Fed Cattle Comprehensive

Agricultural Marketing Service
Livestock, Poultry, and Grain Market News

December 22, 2020

Weekly Negotiated Avg. Price by Delivery Period

(Beef Type Cattle: All live transactions converted to dressed price)

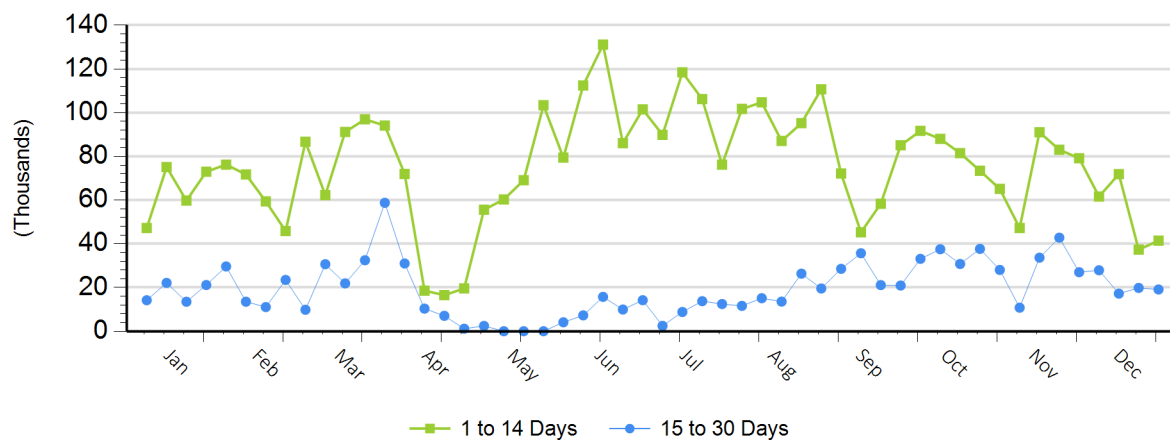
Avg Price (1 to 14 Days)

\$168.68

Avg Price (15 to 30 Days)

\$165.75

Weekly Negotiated Head Count by Delivery Period



For more Information about this report, please visit this link: [National Weekly Fed Cattle Comprehensive Overview](#)