



National Weekly Fed Cattle Comprehensive

Agricultural Marketing Service

Livestock, Poultry, and Grain Market News

November 03, 2020

Weighted Average Prices

(Weekly Information from 2pm Previous Monday to 10am Current Monday; Includes Negotiated, Formula Nets, Contract Nets, & Grid Nets)"

All Steers & Heifers (Beef Type Cattle)

Purchasing Basis	% Choice	Head	Avg Price	Week Ago Change	Year Ago Change
Dressed	> 65% Choice	195,380	\$171.47	(\$1.28) ↓	(\$7.22) ↓
	< 65% Choice	21,949	\$168.12	(\$2.69) ↓	(\$3.19) ↓
	Total all Grades	217,329	\$171.13	(\$1.43) ↓	(\$6.37) ↓
Live	> 65% Choice	103,123	\$107.87	(\$0.33) ↓	(\$5.07) ↓
	< 65% Choice	15,659	\$107.10	(\$0.97) ↓	(\$3.58) ↓
	Total all Grades	118,782	\$107.77	(\$0.41) ↓	(\$4.81) ↓

Dairy Bred

Purchasing Basis	% Choice	Head	Avg Price	Week Ago Change	Year Ago Change
Dressed	> 65% Choice	20,865	\$164.93	(\$0.33) ↓	\$0.14 ↑
	< 65% Choice	1,885	\$147.45	(\$4.32) ↓	(\$4.36) ↓
	Total all Grades	22,750	\$163.48	(\$0.88) ↓	\$0.25 ↑
Live	> 65% Choice	1,949	\$93.77	(\$2.58) ↓	(\$3.00) ↓
	< 65% Choice	922	\$91.26	(\$5.25) ↓	(\$2.89) ↓
	Total all Grades	2,871	\$92.97	(\$3.40) ↓	(\$2.96) ↓

Spread Comparison Values

Beef Type minus Dairy Type

(Weekly Information from 2pm Previous Monday to 10am Current Monday; Includes Negotiated, Formula Nets, Contract Nets, & Grid Nets)

Purchasing Basis	Current	Week Ago Change	Year Ago Change
Dressed	\$7.65 ↑	\$8.20 ↑	\$14.27 ↑
Live	\$14.80 ↑	\$11.81 ↑	\$16.65 ↑

Formula Net minus Negotiated

(Beef Type Cattle; All live transactions converted to a dressed price)

52 Week Rolling Average

\$4.53





National Weekly Fed Cattle Comprehensive

Agricultural Marketing Service
Livestock, Poultry, and Grain Market News

November 03, 2020

Formula Base minus Negotiated

(Beef Type Cattle; All live transactions converted to a dressed price)

52 Week Rolling Average

\$1.64



Formula Net minus Formula Base

(Beef Type Cattle; All live transactions converted to a dressed price)

52 Week Rolling Average

\$2.89



Grading % and Carcass Weights

(Beef Type Cattle; Includes Formula Net, Contract Net, and Grid Net; Grading % includes Choice & higher; Carcass Weight includes all grades; All live transactions converted to a dressed basis)

Grading %

81.5

Week Ago

81.0



Dressed Weight

900.9

Week Ago

900.3



Daily Formula Base Voume

Tue Oct 27

55,004

Wed Oct 28

26,922

Thu Oct 29

28,924

Fri Oct 30

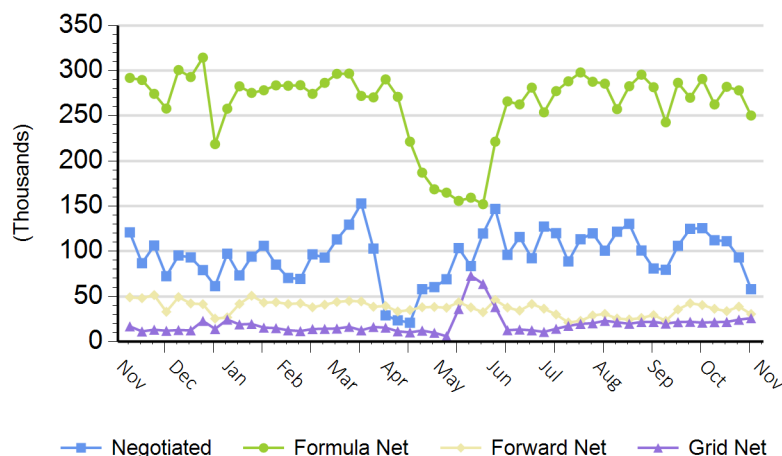
40,526

Mon Nov 02

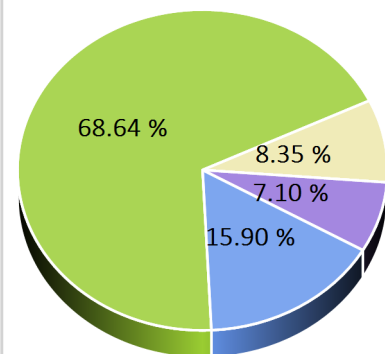
124,126

Purchasing Basis Volume

Weekly Purchasing Basis



Previous Week





National Weekly Fed Cattle Comprehensive

Agricultural Marketing Service
Livestock, Poultry, and Grain Market News

November 03, 2020

Weekly Negotiated Avg. Price by Delivery Period

(Beef Type Cattle: All live transactions converted to dressed price)

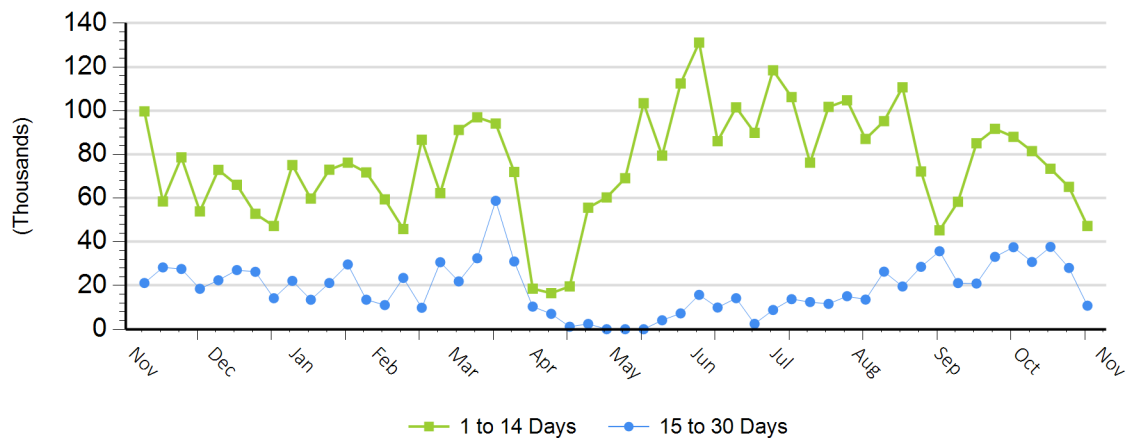
Avg Price (1 to 14 Days)

\$164.49

Avg Price (15 to 30 Days)

\$162.85

Weekly Negotiated Head Count by Delivery Period



For more Information about this report, please visit this link: [National Weekly Fed Cattle Comprehensive Overview](#)