



# National Weekly Fed Cattle Comprehensive

Agricultural Marketing Service

Livestock, Poultry, and Grain Market News

October 27, 2020

## Weighted Average Prices

(Weekly Information from 2pm Previous Monday to 10am Current Monday; Includes Negotiated, Formula Nets, Contract Nets, & Grid Nets)"

### All Steers & Heifers (Beef Type Cattle)

Purchasing Basis	% Choice	Head	Avg Price	Week Ago Change	Year Ago Change
Dressed	> 65% Choice	232,927	\$172.75	\$0.23 ↑	(\$4.48) ↓
	< 65% Choice	25,204	\$170.81	\$0.73 ↑	\$0.47 ↑
	Total all Grades	258,131	\$172.56	\$0.27 ↑	(\$3.68) ↓
Live	> 65% Choice	128,075	\$108.20	(\$0.97) ↓	(\$2.08) ↓
	< 65% Choice	19,465	\$108.07	(\$0.11) ↓	(\$1.35) ↓
	Total all Grades	147,540	\$108.18	(\$0.88) ↓	(\$1.94) ↓

### Dairy Bred

Purchasing Basis	% Choice	Head	Avg Price	Week Ago Change	Year Ago Change
Dressed	> 65% Choice	21,676	\$165.26	\$0.56 ↑	\$1.34 ↑
	< 65% Choice	1,564	\$151.77	(\$0.45) ↓	(\$0.46) ↓
	Total all Grades	23,240	\$164.36	\$0.56 ↑	\$1.93 ↑
Live	> 65% Choice	1,954	\$96.35	(\$0.32) ↓	\$1.30 ↑
	< 65% Choice	367	\$96.51	\$2.86 ↑	\$4.73 ↑
	Total all Grades	2,321	\$96.37	\$0.16 ↑	\$1.67 ↑

## Spread Comparison Values

### Beef Type minus Dairy Type

(Weekly Information from 2pm Previous Monday to 10am Current Monday; Includes Negotiated, Formula Nets, Contract Nets, & Grid Nets)

Purchasing Basis	Current	Week Ago Change	Year Ago Change
Dressed	\$8.20 ↑	\$8.49 ↑	\$13.81 ↑
Live	\$11.81 ↑	\$12.85 ↑	\$15.42 ↑

### Formula Net minus Negotiated

(Beef Type Cattle; All live transactions converted to a dressed price)

#### 52 Week Rolling Average

\$4.40





# National Weekly Fed Cattle Comprehensive

Agricultural Marketing Service  
Livestock, Poultry, and Grain Market News

October 27, 2020

## Formula Base minus Negotiated

(Beef Type Cattle; All live transactions converted to a dressed price)

52 Week Rolling Average

\$1.53



## Formula Net minus Formula Base

(Beef Type Cattle; All live transactions converted to a dressed price)

52 Week Rolling Average

\$2.87



## Grading % and Carcass Weights

(Beef Type Cattle; Includes Formula Net, Contract Net, and Grid Net; Grading % includes Choice & higher; Carcass Weight includes all grades; All live transactions converted to a dressed basis)

Grading %

81.0

Week Ago

81.7



Dressed Weight

900.3

Week Ago

901.0



## Daily Formula Base Volume

Tue Oct 20

55,813

Wed Oct 21

34,235

Thu Oct 22

49,852

Fri Oct 23

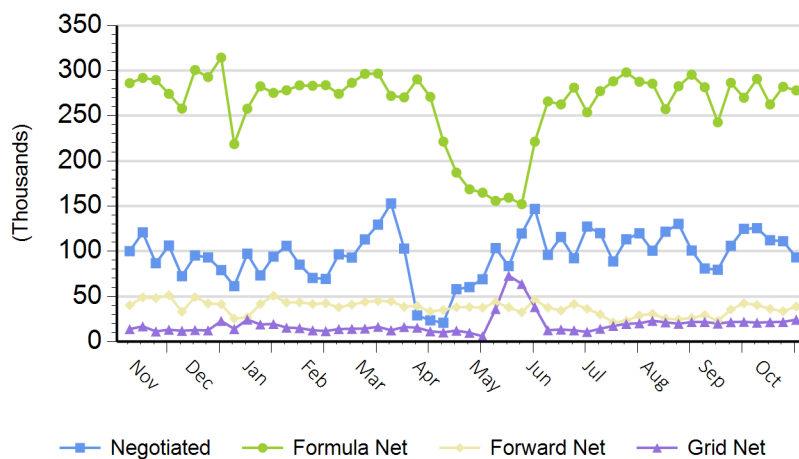
28,302

Mon Oct 26

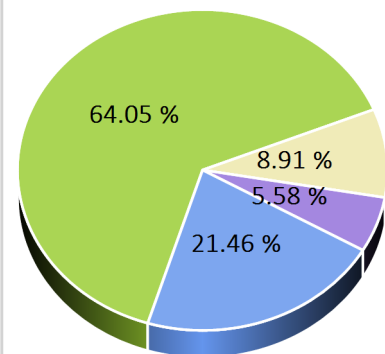
116,256

## Purchasing Basis Volume

### Weekly Purchasing Basis



### Previous Week





# National Weekly Fed Cattle Comprehensive

Agricultural Marketing Service  
Livestock, Poultry, and Grain Market News

October 27, 2020

## Weekly Negotiated Avg. Price by Delivery Period

(Beef Type Cattle: All live transactions converted to dressed price)

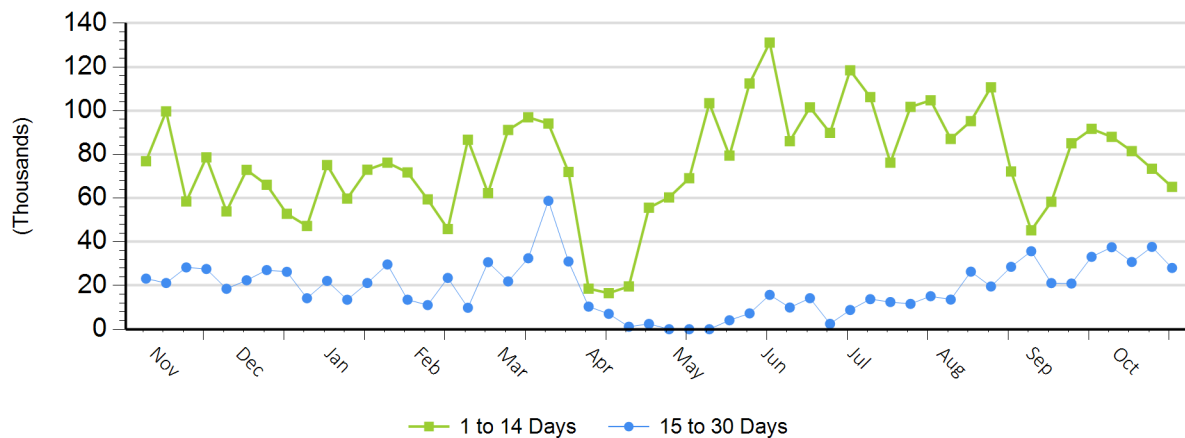
Avg Price (1 to 14 Days)

\$165.67

Avg Price (15 to 30 Days)

\$164.04

## Weekly Negotiated Head Count by Delivery Period



For more Information about this report, please visit this link: [National Weekly Fed Cattle Comprehensive Overview](#)