



# National Weekly Fed Cattle Comprehensive

Agricultural Marketing Service

Livestock, Poultry, and Grain Market News

October 14, 2020

## Weighted Average Prices

(Weekly Information from 2pm Previous Monday to 10am Current Monday; Includes Negotiated, Formula Nets, Contract Nets, & Grid Nets)"

### All Steers & Heifers (Beef Type Cattle)

Purchasing Basis	% Choice	Head	Avg Price	Week Ago Change	Year Ago Change
Dressed	> 65% Choice	229,955	\$170.33	\$2.11 ↑	(\$1.98) ↓
	< 65% Choice	20,476	\$167.09	\$2.61 ↑	\$0.94 ↑
	Total all Grades	250,431	\$170.06	\$2.18 ↑	(\$1.18) ↓
Live	> 65% Choice	136,647	\$108.66	\$1.44 ↑	(\$0.97) ↓
	< 65% Choice	18,487	\$107.67	\$2.02 ↑	(\$0.36) ↓
	Total all Grades	155,134	\$108.54	\$1.50 ↑	(\$0.83) ↓

### Dairy Bred

Purchasing Basis	% Choice	Head	Avg Price	Week Ago Change	Year Ago Change
Dressed	> 65% Choice	20,367	\$162.43	\$1.16 ↑	\$0.37 ↑
	< 65% Choice	1,645	\$150.10	\$2.16 ↑	(\$0.84) ↓
	Total all Grades	22,012	\$161.51	\$1.34 ↑	\$0.55 ↑
Live	> 65% Choice	2,372	\$95.80	\$2.51 ↑	\$3.82 ↑
	< 65% Choice	603	\$92.18	(\$0.49) ↓	\$1.06 ↑
	Total all Grades	2,975	\$95.06	\$1.89 ↑	\$3.18 ↑

## Spread Comparison Values

### Beef Type minus Dairy Type

(Weekly Information from 2pm Previous Monday to 10am Current Monday; Includes Negotiated, Formula Nets, Contract Nets, & Grid Nets)

Purchasing Basis	Current	Week Ago Change	Year Ago Change
Dressed	\$8.55 ↑	\$7.71 ↑	\$10.28 ↑
Live	\$13.48 ↑	\$13.87 ↑	\$17.49 ↑

### Formula Net minus Negotiated

(Beef Type Cattle; All live transactions converted to a dressed price)

#### 52 Week Rolling Average

\$4.17





# National Weekly Fed Cattle Comprehensive

Agricultural Marketing Service  
Livestock, Poultry, and Grain Market News

October 14, 2020

## Formula Base minus Negotiated

(Beef Type Cattle; All live transactions converted to a dressed price)

52 Week Rolling Average

\$1.29



## Formula Net minus Formula Base

(Beef Type Cattle; All live transactions converted to a dressed price)

52 Week Rolling Average

\$2.88



## Grading % and Carcass Weights

(Beef Type Cattle; Includes Formula Net, Contract Net, and Grid Net; Grading % includes Choice & higher; Carcass Weight includes all grades; All live transactions converted to a dressed basis)

Grading %

81.7

Week Ago

81.2



Dressed Weight

893.4

Week Ago

897.5



## Daily Formula Base Volume

Tue Oct 06

54,914

Wed Oct 07

37,207

Thu Oct 08

42,044

Fri Oct 09

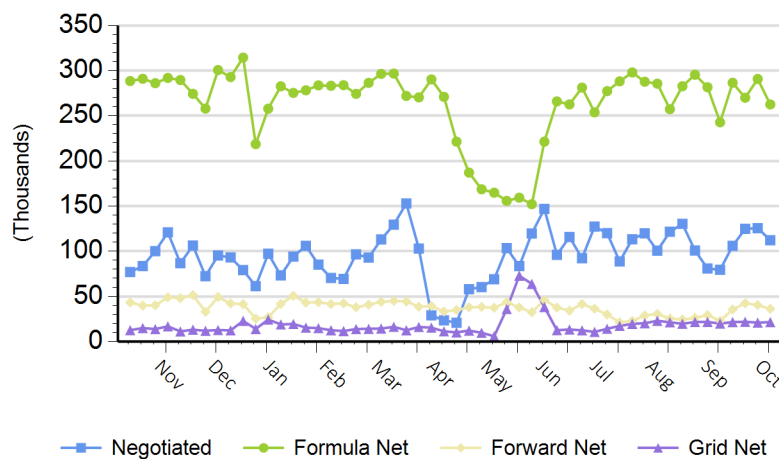
27,073

Mon Oct 12

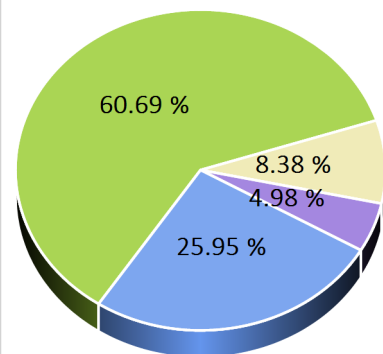
105,765

## Purchasing Basis Volume

### Weekly Purchasing Basis



### Previous Week





# National Weekly Fed Cattle Comprehensive

Agricultural Marketing Service  
Livestock, Poultry, and Grain Market News

October 14, 2020

## Weekly Negotiated Avg. Price by Delivery Period

(Beef Type Cattle: All live transactions converted to dressed price)

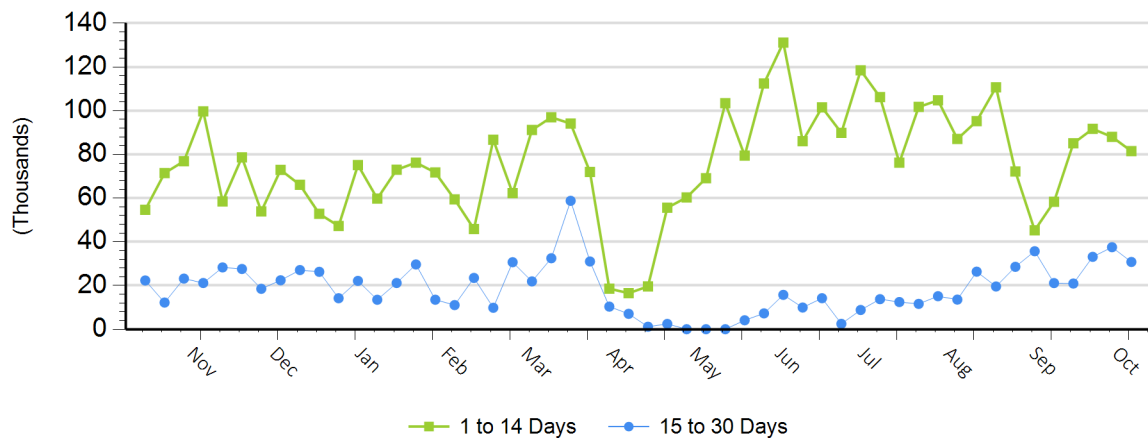
Avg Price (1 to 14 Days)

\$170.56

Avg Price (15 to 30 Days)

\$169.71

## Weekly Negotiated Head Count by Delivery Period



For more Information about this report, please visit this link: [National Weekly Fed Cattle Comprehensive Overview](#)