



National Weekly Fed Cattle Comprehensive

Agricultural Marketing Service

Livestock, Poultry, and Grain Market News

September 15, 2020

Weighted Average Prices

(Weekly Information from 2pm Previous Monday to 10am Current Monday; Includes Negotiated, Formula Nets, Contract Nets, & Grid Nets)"

All Steers & Heifers (Beef Type Cattle)

Purchasing Basis	% Choice	Head	Avg Price	Week Ago Change	Year Ago Change
Dressed	> 65% Choice	240,436	\$168.30	(\$2.03) ↓	(\$1.14) ↓
	< 65% Choice	19,502	\$163.21	(\$2.66) ↓	\$3.23 ↑
	Total all Grades	259,938	\$167.91	(\$2.15) ↓	\$0.26 ↑
Live	> 65% Choice	70,180	\$103.34	(\$1.65) ↓	\$0.06 ↑
	< 65% Choice	11,246	\$102.92	(\$2.35) ↓	\$2.33 ↑
	Total all Grades	81,426	\$103.28	(\$1.75) ↓	\$0.41 ↑

Dairy Bred

Purchasing Basis	% Choice	Head	Avg Price	Week Ago Change	Year Ago Change
Dressed	> 65% Choice	16,428	\$160.86	(\$0.21) ↓	\$2.06 ↑
	< 65% Choice	1,452	\$149.18	\$0.96 ↑	\$2.76 ↑
	Total all Grades	17,880	\$159.91	(\$0.26) ↓	\$2.93 ↑
Live	> 65% Choice	2,343	\$93.37	(\$1.60) ↓	\$3.48 ↑
	< 65% Choice			(\$92.91) ↓	(\$89.92) ↓
	Total all Grades	2,343	\$93.37	(\$1.34) ↓	\$3.47 ↑

Spread Comparison Values

Beef Type minus Dairy Type

(Weekly Information from 2pm Previous Monday to 10am Current Monday; Includes Negotiated, Formula Nets, Contract Nets, & Grid Nets)

Purchasing Basis	Current	Week Ago Change	Year Ago Change
Dressed	\$8.00 ↑	\$9.89 ↑	\$10.67 ↑
Live	\$9.91 ↑	\$10.32 ↑	\$12.97 ↑

Formula Net minus Negotiated

(Beef Type Cattle; All live transactions converted to a dressed price)

52 Week Rolling Average

\$3.86





National Weekly Fed Cattle Comprehensive

Agricultural Marketing Service
Livestock, Poultry, and Grain Market News

September 15, 2020

Formula Base minus Negotiated

(Beef Type Cattle; All live transactions converted to a dressed price)

52 Week Rolling Average

\$0.94



Formula Net minus Formula Base

(Beef Type Cattle; All live transactions converted to a dressed price)

52 Week Rolling Average

\$2.92



Grading % and Carcass Weights

(Beef Type Cattle; Includes Formula Net, Contract Net, and Grid Net; Grading % includes Choice & higher; Carcass Weight includes all grades; All live transactions converted to a dressed basis)

Grading %

82.6

Week Ago

82.6



Dressed Weight

896.6

Week Ago

888.9



Daily Formula Base Voume

Tue Sep 08

75,153

Wed Sep 09

65,662

Thu Sep 10

41,040

Fri Sep 11

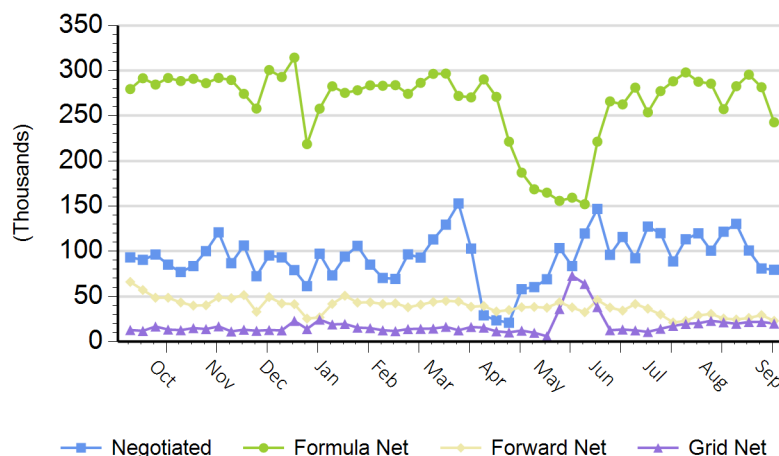
40,794

Mon Sep 14

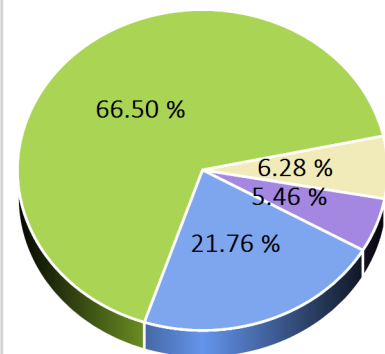
118,114

Purchasing Basis Volume

Weekly Purchasing Basis



Previous Week





National Weekly Fed Cattle Comprehensive

Agricultural Marketing Service
Livestock, Poultry, and Grain Market News

September 15, 2020

Weekly Negotiated Avg. Price by Delivery Period

(Beef Type Cattle: All live transactions converted to dressed price)

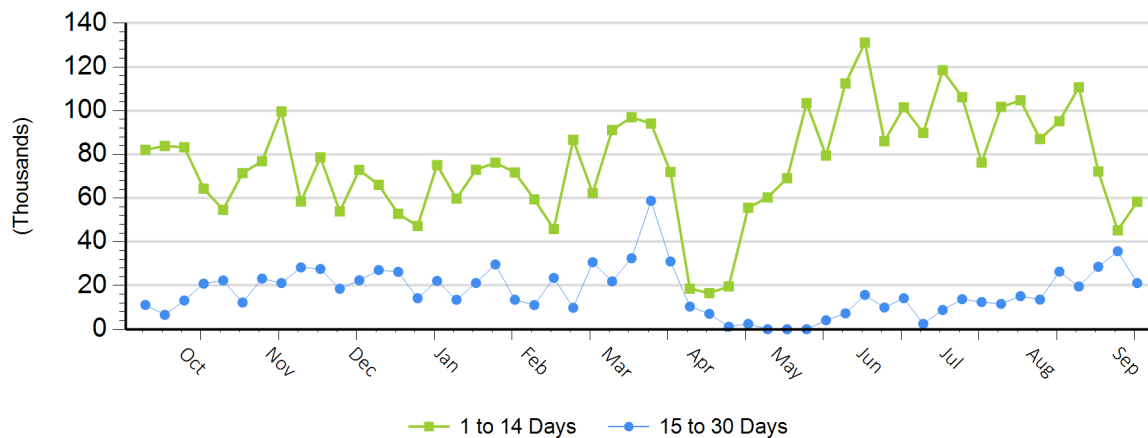
Avg Price (1 to 14 Days)

\$160.15

Avg Price (15 to 30 Days)

\$160.08

Weekly Negotiated Head Count by Delivery Period



For more Information about this report, please visit this link: [National Weekly Fed Cattle Comprehensive Overview](#)