



National Weekly Fed Cattle Comprehensive

Agricultural Marketing Service

Livestock, Poultry, and Grain Market News

September 09, 2020

Weighted Average Prices

(Weekly Information from 2pm Previous Monday to 10am Current Monday; Includes Negotiated, Formula Nets, Contract Nets, & Grid Nets)"

All Steers & Heifers (Beef Type Cattle)

Purchasing Basis	% Choice	Head	Avg Price	Week Ago Change	Year Ago Change
Dressed	> 65% Choice	270,307	\$170.33	\$0.46	(\$2.70)
	< 65% Choice	17,126	\$165.87	(\$0.03)	\$0.11
	Total all Grades	287,433	\$170.06	\$0.49	(\$1.84)
Live	> 65% Choice	82,115	\$104.99	(\$1.19)	(\$0.03)
	< 65% Choice	13,669	\$105.27	(\$0.62)	\$1.31
	Total all Grades	95,784	\$105.03	(\$1.12)	\$0.18

Dairy Bred

Purchasing Basis	% Choice	Head	Avg Price	Week Ago Change	Year Ago Change
Dressed	> 65% Choice	23,405	\$161.07	\$1.17	(\$2.58)
	< 65% Choice	1,753	\$148.22	\$2.50	(\$5.30)
	Total all Grades	25,158	\$160.17	\$1.24	(\$2.21)
Live	> 65% Choice	2,235	\$94.97	(\$0.46)	\$0.79
	< 65% Choice	325	\$92.91	\$5.19	\$7.56
	Total all Grades	2,560	\$94.71	\$1.15	\$2.14

Spread Comparison Values

Beef Type minus Dairy Type

(Weekly Information from 2pm Previous Monday to 10am Current Monday; Includes Negotiated, Formula Nets, Contract Nets, & Grid Nets)

Purchasing Basis	Current	Week Ago Change	Year Ago Change
Dressed	\$9.89	\$10.64	\$9.52
Live	\$10.32	\$12.59	\$12.28

Formula Net minus Negotiated

(Beef Type Cattle; All live transactions converted to a dressed price)

52 Week Rolling Average

\$3.77



National Weekly Fed Cattle Comprehensive

Agricultural Marketing Service
Livestock, Poultry, and Grain Market News

September 09, 2020

Formula Base minus Negotiated

(Beef Type Cattle; All live transactions converted to a dressed price)

52 Week Rolling Average

\$0.86



Formula Net minus Formula Base

(Beef Type Cattle; All live transactions converted to a dressed price)

52 Week Rolling Average

\$2.91



Grading % and Carcass Weights

(Beef Type Cattle; Includes Formula Net, Contract Net, and Grid Net; Grading % includes Choice & higher; Carcass Weight includes all grades; All live transactions converted to a dressed basis)

Grading %

82.6

Week Ago

82.9



Dressed Weight

888.9

Week Ago

885.3



Daily Formula Base Voume

Tue Sep 01

44,635

Wed Sep 02

47,101

Thu Sep 03

40,802

Fri Sep 04

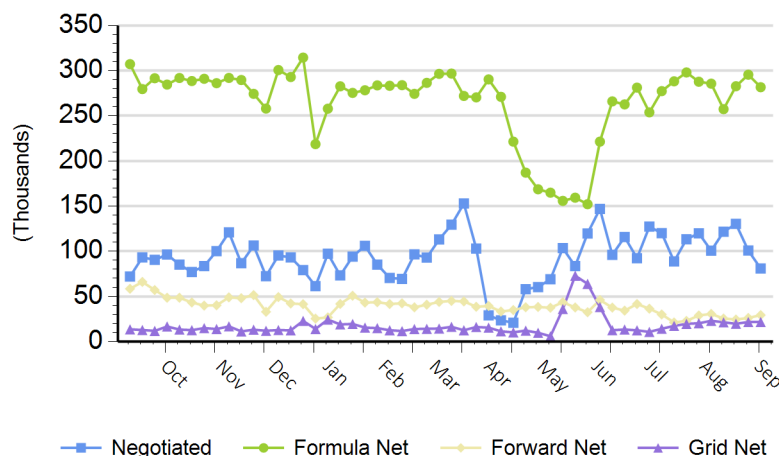
27,581

Mon Sep 07

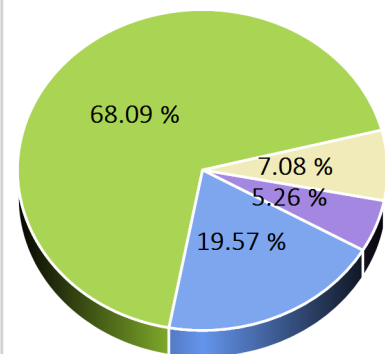
23,458

Purchasing Basis Volume

Weekly Purchasing Basis



Previous Week





National Weekly Fed Cattle Comprehensive

Agricultural Marketing Service
Livestock, Poultry, and Grain Market News

September 09, 2020

Weekly Negotiated Avg. Price by Delivery Period

(Beef Type Cattle: All live transactions converted to dressed price)

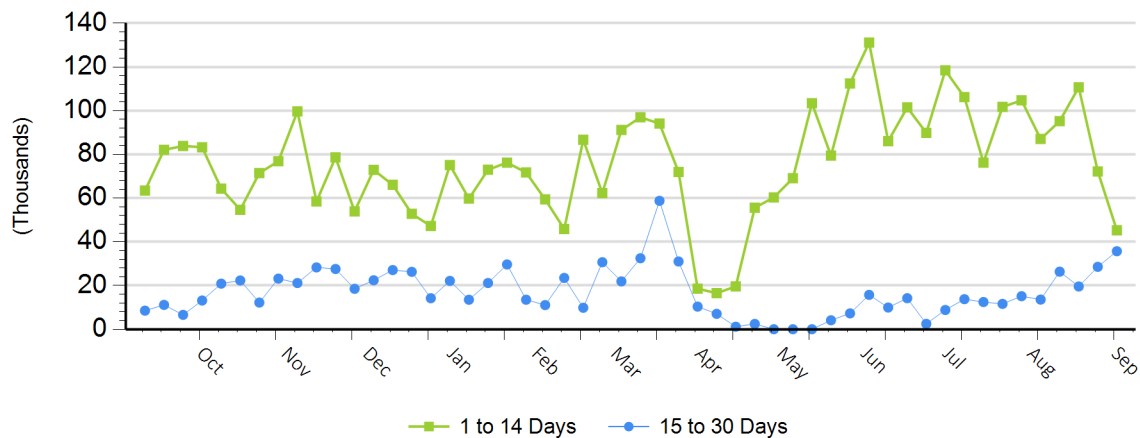
Avg Price (1 to 14 Days)

\$162.28

Avg Price (15 to 30 Days)

\$162.45

Weekly Negotiated Head Count by Delivery Period



For more Information about this report, please visit this link: [National Weekly Fed Cattle Comprehensive Overview](#)