



# National Weekly Fed Cattle Comprehensive

Agricultural Marketing Service

Livestock, Poultry, and Grain Market News

September 01, 2020

## Weighted Average Prices

(Weekly Information from 2pm Previous Monday to 10am Current Monday; Includes Negotiated, Formula Nets, Contract Nets, & Grid Nets)"

### All Steers & Heifers (Beef Type Cattle)

Purchasing Basis	% Choice	Head	Avg Price	Week Ago Change	Year Ago Change
Dressed	> 65% Choice	285,134	\$169.87	\$3.45	(\$5.55)
	< 65% Choice	23,191	\$165.90	\$5.02	(\$1.24)
	Total all Grades	308,325	\$169.57	\$3.49	(\$4.32)
Live	> 65% Choice	93,715	\$106.18	(\$0.45)	(\$1.96)
	< 65% Choice	12,208	\$105.89	\$1.02	(\$0.79)
	Total all Grades	105,923	\$106.15	(\$0.31)	(\$1.75)

### Dairy Bred

Purchasing Basis	% Choice	Head	Avg Price	Week Ago Change	Year Ago Change
Dressed	> 65% Choice	21,464	\$159.90	\$3.15	(\$5.05)
	< 65% Choice	1,570	\$145.72	(\$0.62)	(\$9.25)
	Total all Grades	23,034	\$158.93	\$2.98	(\$4.69)
Live	> 65% Choice	2,724	\$95.43	\$4.27	\$1.72
	< 65% Choice	873	\$87.72	\$0.97	(\$6.76)
	Total all Grades	3,597	\$93.56	\$3.42	(\$0.32)

## Spread Comparison Values

### Beef Type minus Dairy Type

(Weekly Information from 2pm Previous Monday to 10am Current Monday; Includes Negotiated, Formula Nets, Contract Nets, & Grid Nets)

Purchasing Basis	Current	Week Ago Change	Year Ago Change
Dressed	\$10.64	\$10.13	\$10.27
Live	\$12.59	\$16.32	\$14.02

### Formula Net minus Negotiated

(Beef Type Cattle; All live transactions converted to a dressed price)

#### 52 Week Rolling Average

\$3.78



# National Weekly Fed Cattle Comprehensive

Agricultural Marketing Service  
Livestock, Poultry, and Grain Market News

September 01, 2020

## Formula Base minus Negotiated

(Beef Type Cattle; All live transactions converted to a dressed price)

52 Week Rolling Average

\$0.85



## Formula Net minus Formula Base

(Beef Type Cattle; All live transactions converted to a dressed price)

52 Week Rolling Average

\$2.93



## Grading % and Carcass Weights

(Beef Type Cattle; Includes Formula Net, Contract Net, and Grid Net; Grading % includes Choice & higher; Carcass Weight includes all grades; All live transactions converted to a dressed basis)

Grading %

82.9

Week Ago

83.0



Dressed Weight

885.3

Week Ago

882.6



## Daily Formula Base Volume

Tue Aug 25

49,994

Wed Aug 26

42,376

Thu Aug 27

31,656

Fri Aug 28

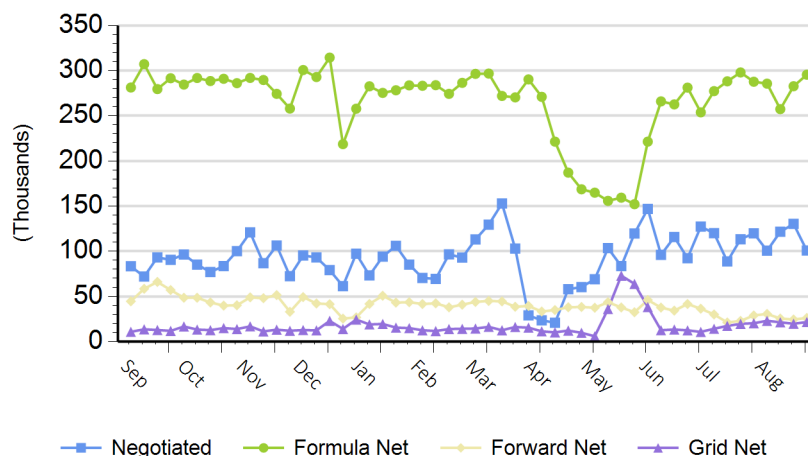
33,294

Mon Aug 31

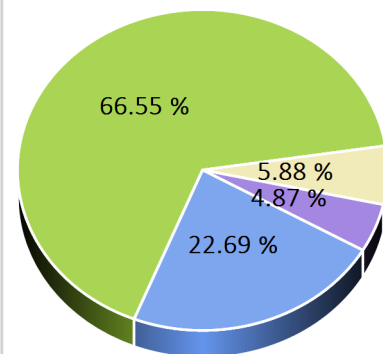
132,379

## Purchasing Basis Volume

### Weekly Purchasing Basis



### Previous Week





# National Weekly Fed Cattle Comprehensive

Agricultural Marketing Service  
Livestock, Poultry, and Grain Market News

September 01, 2020

## Weekly Negotiated Avg. Price by Delivery Period

(Beef Type Cattle: All live transactions converted to dressed price)

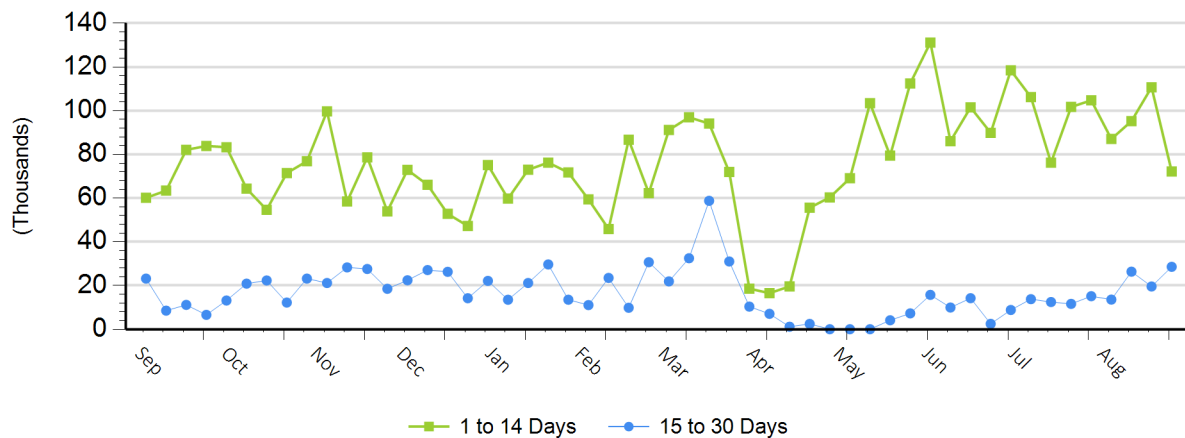
Avg Price (1 to 14 Days)

\$165.70

Avg Price (15 to 30 Days)

\$165.85

## Weekly Negotiated Head Count by Delivery Period



For more Information about this report, please visit this link: [National Weekly Fed Cattle Comprehensive Overview](#)