



National Weekly Fed Cattle Comprehensive

Agricultural Marketing Service

Livestock, Poultry, and Grain Market News

August 18, 2020

Weighted Average Prices

(Weekly Information from 2pm Previous Monday to 10am Current Monday; Includes Negotiated, Formula Nets, Contract Nets, & Grid Nets)"

All Steers & Heifers (Beef Type Cattle)

| Purchasing Basis | % Choice | Head | Avg Price | Week Ago Change | Year Ago Change |
|------------------|------------------|---------|-----------|-----------------|-----------------|
| Dressed | > 65% Choice | 271,816 | \$162.10 | \$2.95 ↑ | (\$19.99) ↓ |
| | < 65% Choice | 16,958 | \$156.53 | \$2.11 ↑ | (\$18.35) ↓ |
| | Total all Grades | 288,774 | \$161.77 | \$2.95 ↑ | (\$19.22) ↓ |
| Live | > 65% Choice | 96,587 | \$104.95 | \$3.16 ↑ | (\$4.99) ↓ |
| | < 65% Choice | 13,830 | \$102.28 | \$2.21 ↑ | (\$8.67) ↓ |
| | Total all Grades | 110,417 | \$104.62 | \$3.08 ↑ | (\$5.50) ↓ |

Dairy Bred

| Purchasing Basis | % Choice | Head | Avg Price | Week Ago Change | Year Ago Change |
|------------------|------------------|--------|-----------|-----------------|-----------------|
| Dressed | > 65% Choice | 19,639 | \$156.28 | \$1.48 ↑ | (\$12.40) ↓ |
| | < 65% Choice | 1,625 | \$148.15 | \$2.48 ↑ | (\$13.04) ↓ |
| | Total all Grades | 21,264 | \$155.66 | \$2.00 ↑ | (\$11.92) ↓ |
| Live | > 65% Choice | 3,361 | \$91.15 | \$3.46 ↑ | (\$7.92) ↓ |
| | < 65% Choice | 175 | \$89.67 | (\$3.60) ↓ | (\$5.82) ↓ |
| | Total all Grades | 3,536 | \$91.08 | \$2.82 ↑ | (\$7.20) ↓ |

Spread Comparison Values

Beef Type minus Dairy Type

(Weekly Information from 2pm Previous Monday to 10am Current Monday; Includes Negotiated, Formula Nets, Contract Nets, & Grid Nets)

| Purchasing Basis | Current | Week Ago Change | Year Ago Change |
|------------------|-----------|-----------------|-----------------|
| Dressed | \$6.11 ↑ | \$5.16 ↑ | \$13.41 ↑ |
| Live | \$13.54 ↑ | \$13.28 ↑ | \$11.84 ↑ |

Formula Net minus Negotiated

(Beef Type Cattle; All live transactions converted to a dressed price)

52 Week Rolling Average

\$3.83





National Weekly Fed Cattle Comprehensive

Agricultural Marketing Service
Livestock, Poultry, and Grain Market News

August 18, 2020

Formula Base minus Negotiated

(Beef Type Cattle; All live transactions converted to a dressed price)

52 Week Rolling Average

\$0.78



Formula Net minus Formula Base

(Beef Type Cattle; All live transactions converted to a dressed price)

52 Week Rolling Average

\$3.05



Grading % and Carcass Weights

(Beef Type Cattle; Includes Formula Net, Contract Net, and Grid Net; Grading % includes Choice & higher; Carcass Weight includes all grades; All live transactions converted to a dressed basis)

Grading %

83.5

Week Ago

83.5



Dressed Weight

882.5

Week Ago

876.6



Daily Formula Base Volume

Tue Aug 11

52,121

Wed Aug 12

41,451

Thu Aug 13

40,563

Fri Aug 14

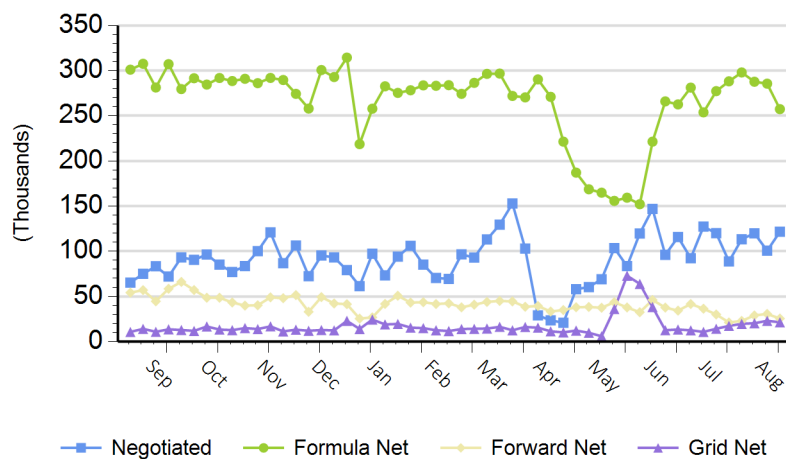
28,594

Mon Aug 17

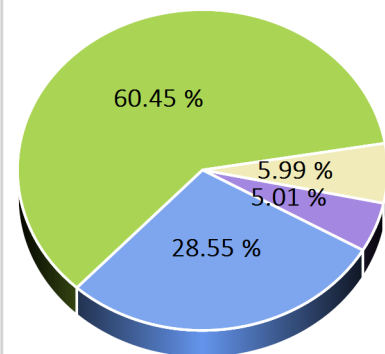
132,728

Purchasing Basis Volume

Weekly Purchasing Basis



Previous Week





National Weekly Fed Cattle Comprehensive

Agricultural Marketing Service
Livestock, Poultry, and Grain Market News

August 18, 2020

Weekly Negotiated Avg. Price by Delivery Period

(Beef Type Cattle: All live transactions converted to dressed price)

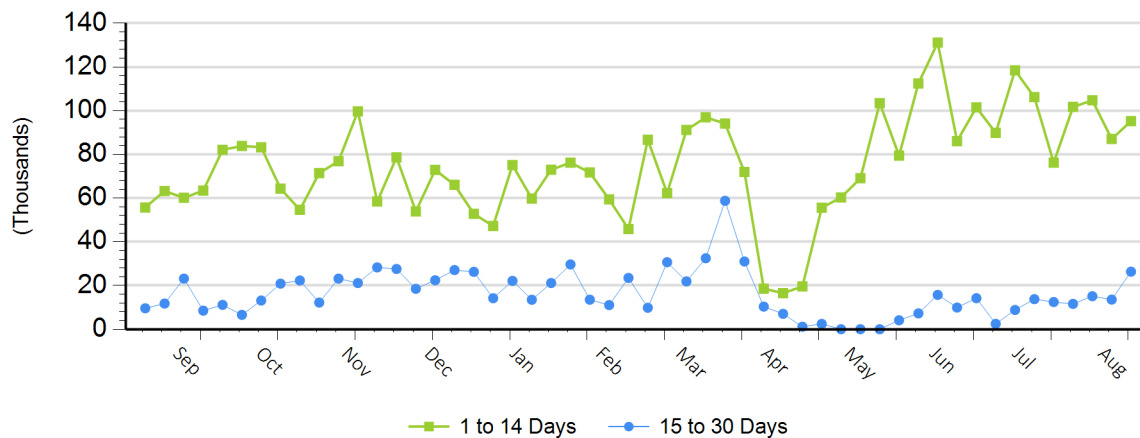
Avg Price (1 to 14 Days)

\$166.12

Avg Price (15 to 30 Days)

\$166.83

Weekly Negotiated Head Count by Delivery Period



For more Information about this report, please visit this link: [National Weekly Fed Cattle Comprehensive Overview](#)