



National Weekly Fed Cattle Comprehensive

Agricultural Marketing Service

Livestock, Poultry, and Grain Market News

August 11, 2020

Weighted Average Prices

(Weekly Information from 2pm Previous Monday to 10am Current Monday; Includes Negotiated, Formula Nets, Contract Nets, & Grid Nets)"

All Steers & Heifers (Beef Type Cattle)

Purchasing Basis	% Choice	Head	Avg Price	Week Ago Change	Year Ago Change
Dressed	> 65% Choice	284,122	\$159.15	\$1.57 ↑	(\$24.62) ↓
	< 65% Choice	20,970	\$154.42	\$1.26 ↑	(\$21.94) ↓
	Total all Grades	305,092	\$158.82	\$1.55 ↑	(\$23.76) ↓
Live	> 65% Choice	89,801	\$101.79	\$2.35 ↑	(\$11.55) ↓
	< 65% Choice	15,376	\$100.07	\$2.06 ↑	(\$11.81) ↓
	Total all Grades	105,177	\$101.54	\$2.26 ↑	(\$11.62) ↓

Dairy Bred

Purchasing Basis	% Choice	Head	Avg Price	Week Ago Change	Year Ago Change
Dressed	> 65% Choice	20,221	\$154.80	\$3.04 ↑	(\$16.20) ↓
	< 65% Choice	2,905	\$145.67	\$3.40 ↑	(\$15.69) ↓
	Total all Grades	23,126	\$153.66	\$2.74 ↑	(\$16.24) ↓
Live	> 65% Choice	3,007	\$87.69	\$0.83 ↑	(\$11.68) ↓
	< 65% Choice	344	\$93.27	\$10.61 ↑	(\$4.96) ↓
	Total all Grades	3,351	\$88.26	\$2.30 ↑	(\$10.76) ↓

Spread Comparison Values

Beef Type minus Dairy Type

(Weekly Information from 2pm Previous Monday to 10am Current Monday; Includes Negotiated, Formula Nets, Contract Nets, & Grid Nets)

Purchasing Basis	Current	Week Ago Change	Year Ago Change
Dressed	\$5.16 ↑	\$6.35 ↑	\$12.68 ↑
Live	\$13.28 ↑	\$13.32 ↑	\$14.14 ↑

Formula Net minus Negotiated

(Beef Type Cattle; All live transactions converted to a dressed price)

52 Week Rolling Average

\$4.06





National Weekly Fed Cattle Comprehensive

Agricultural Marketing Service
Livestock, Poultry, and Grain Market News

August 11, 2020

Formula Base minus Negotiated

(Beef Type Cattle; All live transactions converted to a dressed price)

52 Week Rolling Average

\$1.00



Formula Net minus Formula Base

(Beef Type Cattle; All live transactions converted to a dressed price)

52 Week Rolling Average

\$3.06



Grading % and Carcass Weights

(Beef Type Cattle; Includes Formula Net, Contract Net, and Grid Net; Grading % includes Choice & higher; Carcass Weight includes all grades; All live transactions converted to a dressed basis)

Grading %

83.5

Week Ago

83.0



Dressed Weight

876.6

Week Ago

878.1



Daily Formula Base Volume

Tue Aug 04

35,835

Wed Aug 05

45,398

Thu Aug 06

41,526

Fri Aug 07

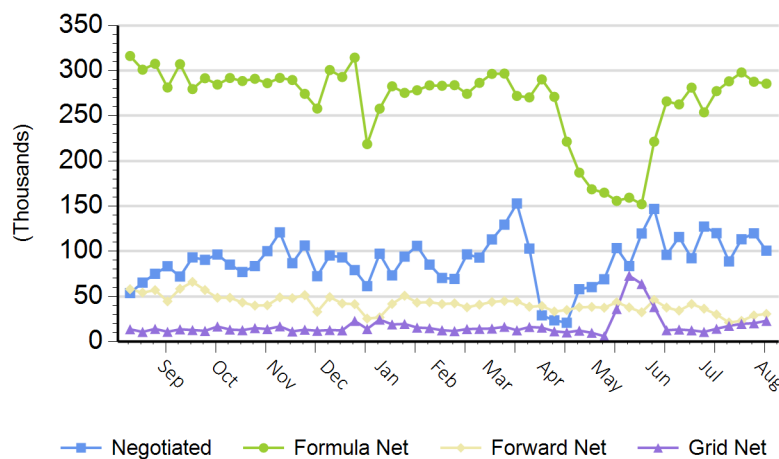
25,689

Mon Aug 10

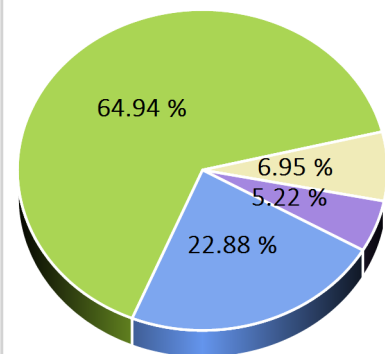
108,163

Purchasing Basis Volume

Weekly Purchasing Basis



Previous Week





National Weekly Fed Cattle Comprehensive

Agricultural Marketing Service
Livestock, Poultry, and Grain Market News

August 11, 2020

Weekly Negotiated Avg. Price by Delivery Period

(Beef Type Cattle: All live transactions converted to dressed price)

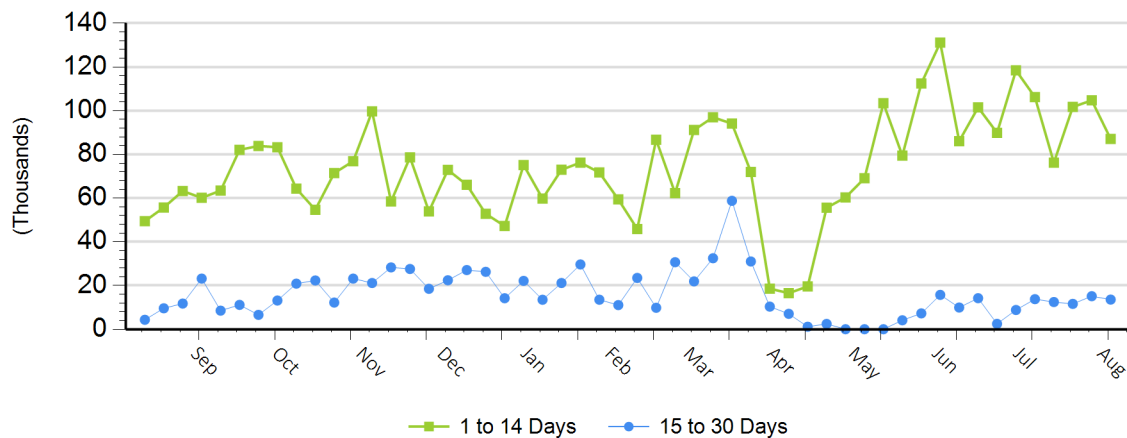
Avg Price (1 to 14 Days)

\$160.81

Avg Price (15 to 30 Days)

\$160.94

Weekly Negotiated Head Count by Delivery Period



For more Information about this report, please visit this link: [National Weekly Fed Cattle Comprehensive Overview](#)