



# National Weekly Fed Cattle Comprehensive

Agricultural Marketing Service

Livestock, Poultry, and Grain Market News

August 04, 2020

## Weighted Average Prices

(Weekly Information from 2pm Previous Monday to 10am Current Monday; Includes Negotiated, Formula Nets, Contract Nets, & Grid Nets)"

### All Steers & Heifers (Beef Type Cattle)

Purchasing Basis	% Choice	Head	Avg Price	Week Ago Change	Year Ago Change
Dressed	> 65% Choice	292,664	\$157.58	\$0.97 ↑	(\$26.21) ↓
	< 65% Choice	21,926	\$153.16	\$1.97 ↑	(\$23.91) ↓
	Total all Grades	314,590	\$157.27	\$1.00 ↑	(\$25.52) ↓
Live	> 65% Choice	97,130	\$99.44	\$1.69 ↑	(\$14.41) ↓
	< 65% Choice	12,898	\$98.01	\$1.27 ↑	(\$14.25) ↓
	Total all Grades	110,028	\$99.28	\$1.60 ↑	(\$14.40) ↓

### Dairy Bred

Purchasing Basis	% Choice	Head	Avg Price	Week Ago Change	Year Ago Change
Dressed	> 65% Choice	21,463	\$151.76	\$2.18 ↑	(\$17.03) ↓
	< 65% Choice	2,068	\$142.27	\$2.72 ↑	(\$16.15) ↓
	Total all Grades	23,531	\$150.92	\$2.37 ↑	(\$16.16) ↓
Live	> 65% Choice	2,830	\$86.86	\$1.02 ↑	(\$11.33) ↓
	< 65% Choice	775	\$82.66	(\$7.41) ↓	(\$12.23) ↓
	Total all Grades	3,605	\$85.96	(\$0.03) ↓	(\$11.76) ↓

## Spread Comparison Values

### Beef Type minus Dairy Type

(Weekly Information from 2pm Previous Monday to 10am Current Monday; Includes Negotiated, Formula Nets, Contract Nets, & Grid Nets)

Purchasing Basis	Current	Week Ago Change	Year Ago Change
Dressed	\$6.35 ↑	\$7.72 ↑	\$15.71 ↑
Live	\$13.32 ↑	\$11.69 ↑	\$15.96 ↑

### Formula Net minus Negotiated

(Beef Type Cattle; All live transactions converted to a dressed price)

#### 52 Week Rolling Average

\$4.20





# National Weekly Fed Cattle Comprehensive

Agricultural Marketing Service  
Livestock, Poultry, and Grain Market News

August 04, 2020

## Formula Base minus Negotiated

(Beef Type Cattle; All live transactions converted to a dressed price)

52 Week Rolling Average

\$1.10



## Formula Net minus Formula Base

(Beef Type Cattle; All live transactions converted to a dressed price)

52 Week Rolling Average

\$3.10



## Grading % and Carcass Weights

(Beef Type Cattle; Includes Formula Net, Contract Net, and Grid Net; Grading % includes Choice & higher; Carcass Weight includes all grades; All live transactions converted to a dressed basis)

Grading %

83.0

Week Ago

83.6



Dressed Weight

878.1

Week Ago

878.2



## Daily Formula Base Volume

Tue Jul 28

59,912

Wed Jul 29

44,447

Thu Jul 30

45,612

Fri Jul 31

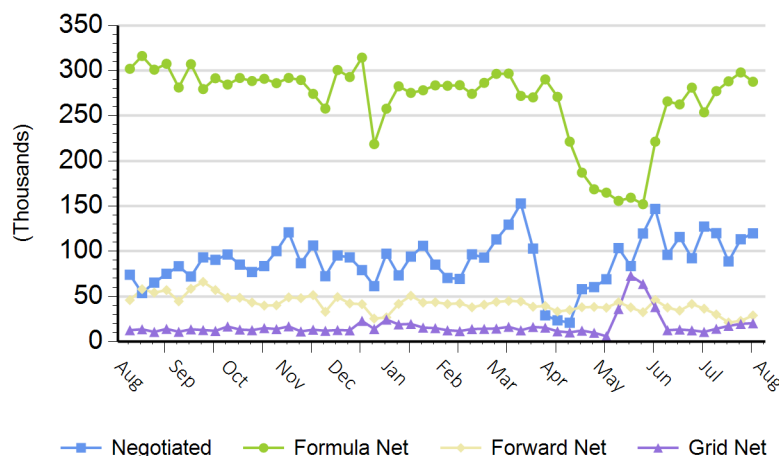
26,601

Mon Aug 03

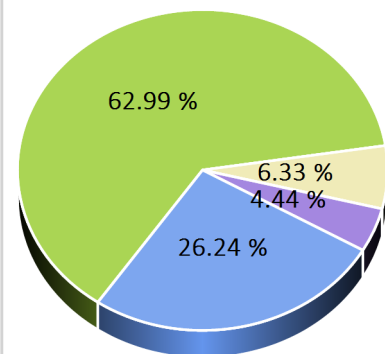
125,395

## Purchasing Basis Volume

### Weekly Purchasing Basis



### Previous Week





# National Weekly Fed Cattle Comprehensive

Agricultural Marketing Service  
Livestock, Poultry, and Grain Market News

August 04, 2020

## Weekly Negotiated Avg. Price by Delivery Period

(Beef Type Cattle: All live transactions converted to dressed price)

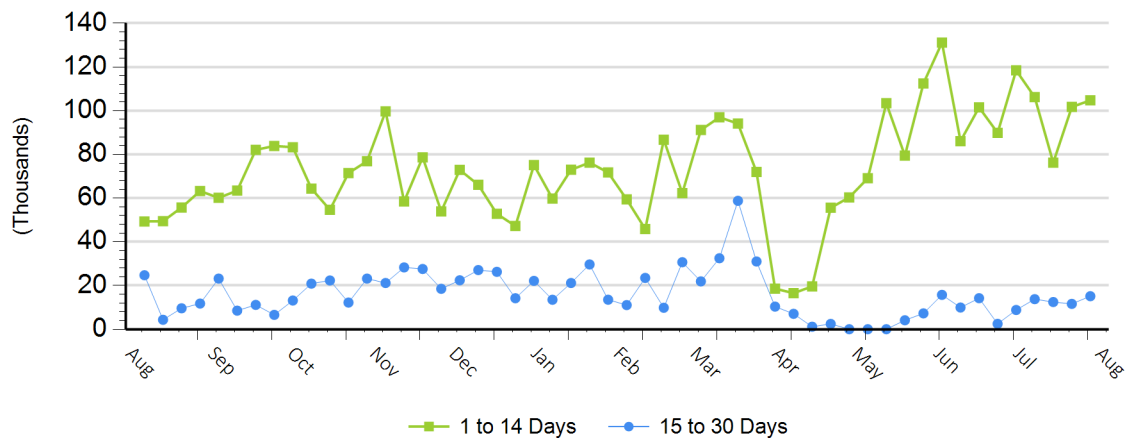
Avg Price (1 to 14 Days)

\$156.91

Avg Price (15 to 30 Days)

\$158.66

## Weekly Negotiated Head Count by Delivery Period



For more Information about this report, please visit this link: [National Weekly Fed Cattle Comprehensive Overview](#)