



# National Weekly Fed Cattle Comprehensive

Agricultural Marketing Service

Livestock, Poultry, and Grain Market News

July 21, 2020

## Weighted Average Prices

(Weekly Information from 2pm Previous Monday to 10am Current Monday; Includes Negotiated, Formula Nets, Contract Nets, & Grid Nets)"

### All Steers & Heifers (Beef Type Cattle)

Purchasing Basis	% Choice	Head	Avg Price	Week Ago Change	Year Ago Change
Dressed	> 65% Choice	264,224	\$155.70	(\$1.20) ↓	(\$26.28) ↓
	< 65% Choice	19,303	\$151.02	(\$0.53) ↓	(\$24.65) ↓
	Total all Grades	283,527	\$155.38	(\$1.13) ↓	(\$25.72) ↓
Live	> 65% Choice	92,263	\$97.28	\$0.19 ↑	(\$16.29) ↓
	< 65% Choice	10,028	\$95.81	(\$2.47) ↓	(\$15.83) ↓
	Total all Grades	102,291	\$97.13	(\$0.07) ↓	(\$16.22) ↓

### Dairy Bred

Purchasing Basis	% Choice	Head	Avg Price	Week Ago Change	Year Ago Change
Dressed	> 65% Choice	21,651	\$149.97	(\$2.05) ↓	(\$18.88) ↓
	< 65% Choice	1,696	\$140.36	(\$1.39) ↓	(\$15.71) ↓
	Total all Grades	23,347	\$149.27	(\$2.22) ↓	(\$18.43) ↓
Live	> 65% Choice	3,201	\$82.60	(\$1.37) ↓	(\$15.32) ↓
	< 65% Choice			(\$86.87) ↓	(\$91.74) ↓
	Total all Grades	3,201	\$82.60	(\$1.40) ↓	(\$13.44) ↓

## Spread Comparison Values

### Beef Type minus Dairy Type

(Weekly Information from 2pm Previous Monday to 10am Current Monday; Includes Negotiated, Formula Nets, Contract Nets, & Grid Nets)

Purchasing Basis	Current	Week Ago Change	Year Ago Change
Dressed	\$6.11 ↑	\$5.02 ↑	\$13.40 ↑
Live	\$14.53 ↑	\$13.20 ↑	\$17.31 ↑

### Formula Net minus Negotiated

(Beef Type Cattle; All live transactions converted to a dressed price)

#### 52 Week Rolling Average

\$4.10





# National Weekly Fed Cattle Comprehensive

Agricultural Marketing Service  
Livestock, Poultry, and Grain Market News

July 21, 2020

## Formula Base minus Negotiated

(Beef Type Cattle; All live transactions converted to a dressed price)

52 Week Rolling Average

\$0.96



## Formula Net minus Formula Base

(Beef Type Cattle; All live transactions converted to a dressed price)

52 Week Rolling Average

\$3.14



## Grading % and Carcass Weights

(Beef Type Cattle; Includes Formula Net, Contract Net, and Grid Net; Grading % includes Choice & higher; Carcass Weight includes all grades; All live transactions converted to a dressed basis)

Grading %

83.1

Week Ago

82.7



Dressed Weight

878.7

Week Ago

875.4



## Daily Formula Base Volume

Tue Jul 14

58,342

Wed Jul 15

39,604

Thu Jul 16

39,944

Fri Jul 17

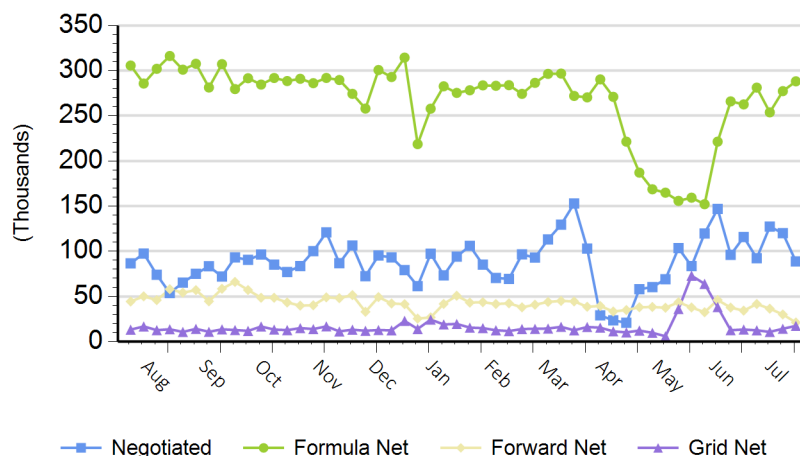
26,107

Mon Jul 20

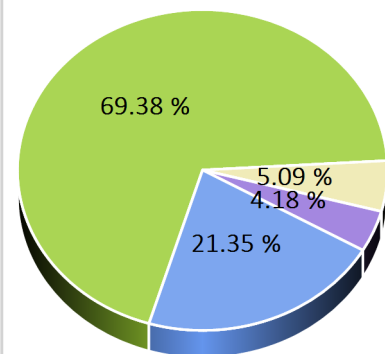
128,479

## Purchasing Basis Volume

### Weekly Purchasing Basis



### Previous Week





# National Weekly Fed Cattle Comprehensive

Agricultural Marketing Service  
Livestock, Poultry, and Grain Market News

July 21, 2020

## Weekly Negotiated Avg. Price by Delivery Period

(Beef Type Cattle: All live transactions converted to dressed price)

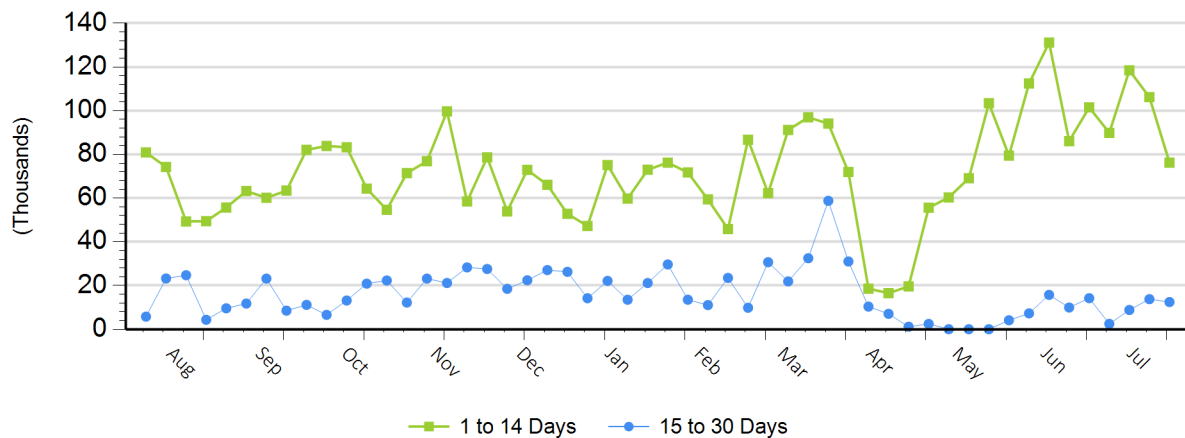
Avg Price (1 to 14 Days)

N/A

Avg Price (15 to 30 Days)

N/A

## Weekly Negotiated Head Count by Delivery Period



For more Information about this report, please visit this link: [National Weekly Fed Cattle Comprehensive Overview](#)