



National Weekly Fed Cattle Comprehensive

Agricultural Marketing Service

Livestock, Poultry, and Grain Market News

July 14, 2020

Weighted Average Prices

(Weekly Information from 2pm Previous Monday to 10am Current Monday; Includes Negotiated, Formula Nets, Contract Nets, & Grid Nets)"

All Steers & Heifers (Beef Type Cattle)

Purchasing Basis	% Choice	Head	Avg Price	Week Ago Change	Year Ago Change
Dressed	> 65% Choice	270,991	\$156.90	(\$3.94) ↓	(\$23.50) ↓
	< 65% Choice	21,183	\$151.55	(\$6.12) ↓	(\$21.08) ↓
	Total all Grades	292,174	\$156.51	(\$4.11) ↓	(\$22.68) ↓
Live	> 65% Choice	103,469	\$97.09	(\$0.39) ↓	(\$16.46) ↓
	< 65% Choice	10,506	\$98.28	(\$2.78) ↓	(\$12.32) ↓
	Total all Grades	113,975	\$97.20	(\$0.68) ↓	(\$16.05) ↓

Dairy Bred

Purchasing Basis	% Choice	Head	Avg Price	Week Ago Change	Year Ago Change
Dressed	> 65% Choice	27,161	\$152.02	(\$2.85) ↓	(\$16.77) ↓
	< 65% Choice	1,490	\$141.75	(\$2.51) ↓	(\$12.66) ↓
	Total all Grades	28,651	\$151.49	(\$2.89) ↓	(\$15.78) ↓
Live	> 65% Choice	3,571	\$83.97	(\$6.58) ↓	(\$13.74) ↓
	< 65% Choice	32	\$86.87	(\$5.91) ↓	(\$2.93) ↓
	Total all Grades	3,603	\$84.00	(\$6.59) ↓	(\$13.11) ↓

Spread Comparison Values

Beef Type minus Dairy Type

(Weekly Information from 2pm Previous Monday to 10am Current Monday; Includes Negotiated, Formula Nets, Contract Nets, & Grid Nets)

Purchasing Basis	Current	Week Ago Change	Year Ago Change
Dressed	\$5.02 ↑	\$6.24 ↑	\$11.92 ↑
Live	\$13.20 ↑	\$7.29 ↑	\$16.14 ↑

Formula Net minus Negotiated

(Beef Type Cattle; All live transactions converted to a dressed price)

52 Week Rolling Average

\$4.13





National Weekly Fed Cattle Comprehensive

Agricultural Marketing Service
Livestock, Poultry, and Grain Market News

July 14, 2020

Formula Base minus Negotiated

(Beef Type Cattle; All live transactions converted to a dressed price)

52 Week Rolling Average

\$0.99



Formula Net minus Formula Base

(Beef Type Cattle; All live transactions converted to a dressed price)

52 Week Rolling Average

\$3.14



Grading % and Carcass Weights

(Beef Type Cattle; Includes Formula Net, Contract Net, and Grid Net; Grading % includes Choice & higher; Carcass Weight includes all grades; All live transactions converted to a dressed basis)

Grading %

82.7

Week Ago

82.4



Dressed Weight

875.4

Week Ago

874.1



Daily Formula Base Volume

Tue Jul 07

43,499

Wed Jul 08

34,278

Thu Jul 09

45,436

Fri Jul 10

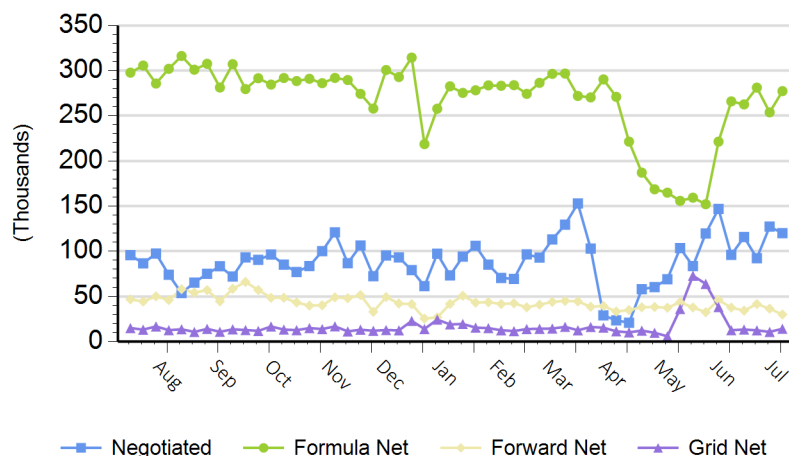
28,949

Mon Jul 13

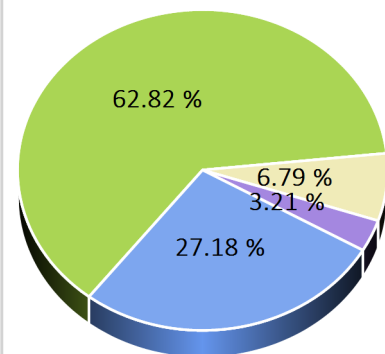
121,502

Purchasing Basis Volume

Weekly Purchasing Basis



Previous Week





National Weekly Fed Cattle Comprehensive

Agricultural Marketing Service
Livestock, Poultry, and Grain Market News

July 14, 2020

Weekly Negotiated Avg. Price by Delivery Period

(Beef Type Cattle: All live transactions converted to dressed price)

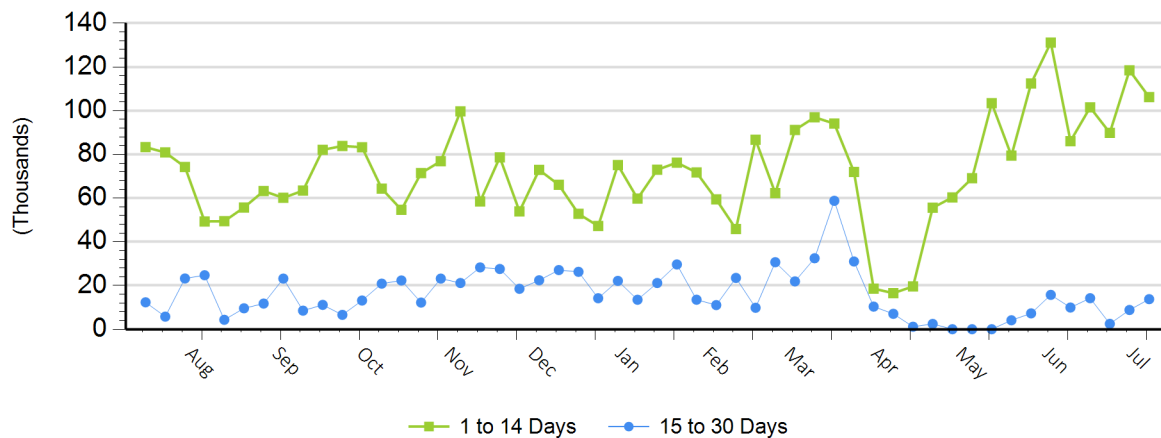
Avg Price (1 to 14 Days)

N/A

Avg Price (15 to 30 Days)

N/A

Weekly Negotiated Head Count by Delivery Period



For more Information about this report, please visit this link: [National Weekly Fed Cattle Comprehensive Overview](#)