



National Weekly Fed Cattle Comprehensive

Agricultural Marketing Service

Livestock, Poultry, and Grain Market News

June 09, 2020

Weighted Average Prices

(Weekly Information from 2pm Previous Monday to 10am Current Monday; Includes Negotiated, Formula Nets, Contract Nets, & Grid Nets)"

Correction to previous week report

All Steers & Heifers (Beef Type Cattle)

Purchasing Basis	% Choice	Head	Avg Price	Week Ago Change	Year Ago Change
Dressed	> 65% Choice	254,726	\$187.67	\$0.85 ↑	\$0.65 ↑
	< 65% Choice	23,930	\$185.49	\$0.00 ↓	\$2.61 ↑
	Total all Grades	278,656	\$187.48	\$0.77 ↑	\$1.10 ↑
Live	> 65% Choice	124,498	\$116.60	(\$2.64) ↓	\$1.48 ↑
	< 65% Choice	8,099	\$116.67	(\$1.13) ↓	\$1.45 ↑
	Total all Grades	132,597	\$116.60	(\$2.57) ↓	\$1.47 ↑

Dairy Bred

Purchasing Basis	% Choice	Head	Avg Price	Week Ago Change	Year Ago Change
Dressed	> 65% Choice	34,944	\$172.20	\$2.07 ↑	(\$0.12) ↓
	< 65% Choice	2,112	\$161.76	\$1.67 ↑	(\$2.48) ↓
	Total all Grades	37,056	\$171.61	\$2.15 ↑	\$0.14 ↑
Live	> 65% Choice	3,100	\$104.42	(\$1.87) ↓	\$5.31 ↑
	< 65% Choice			(\$83.32) ↓	(\$96.02) ↓
	Total all Grades	3,100	\$104.42	\$7.52 ↑	\$5.68 ↑

Spread Comparison Values

Beef Type minus Dairy Type

(Weekly Information from 2pm Previous Monday to 10am Current Monday; Includes Negotiated, Formula Nets, Contract Nets, & Grid Nets)

Purchasing Basis	Current	Week Ago Change	Year Ago Change
Dressed	\$15.87 ↑	\$17.25 ↑	\$14.91 ↑
Live	\$12.18 ↑	\$22.27 ↑	\$16.39 ↑

Formula Net minus Negotiated

(Beef Type Cattle; All live transactions converted to a dressed price)

52 Week Rolling Average

\$2.59





National Weekly Fed Cattle Comprehensive

Agricultural Marketing Service
Livestock, Poultry, and Grain Market News

June 09, 2020

Formula Base minus Negotiated

(Beef Type Cattle; All live transactions converted to a dressed price)

52 Week Rolling Average

(\$0.48)



Formula Net minus Formula Base

(Beef Type Cattle; All live transactions converted to a dressed price)

52 Week Rolling Average

\$3.07



Grading % and Carcass Weights

(Beef Type Cattle; Includes Formula Net, Contract Net, and Grid Net; Grading % includes Choice & higher; Carcass Weight includes all grades; All live transactions converted to a dressed basis)

Grading %

83.0

Week Ago

83.5



Dressed Weight

869.6

Week Ago

873.9



Daily Formula Base Volume

Tue Jun 02

56,635

Wed Jun 03

35,330

Thu Jun 04

39,351

Fri Jun 05

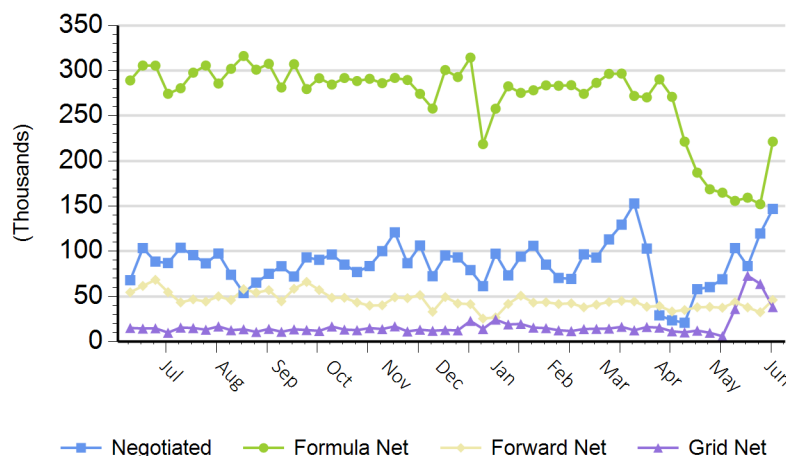
23,192

Mon Jun 08

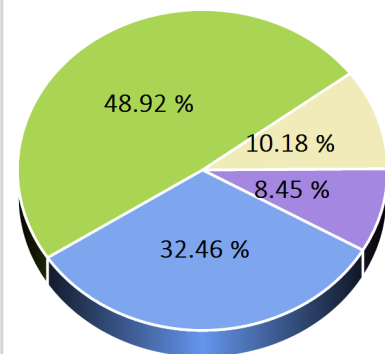
93,778

Purchasing Basis Volume

Weekly Purchasing Basis



Previous Week





National Weekly Fed Cattle Comprehensive

Agricultural Marketing Service
Livestock, Poultry, and Grain Market News

June 09, 2020

Weekly Negotiated Avg. Price by Delivery Period

(Beef Type Cattle: All live transactions converted to dressed price)

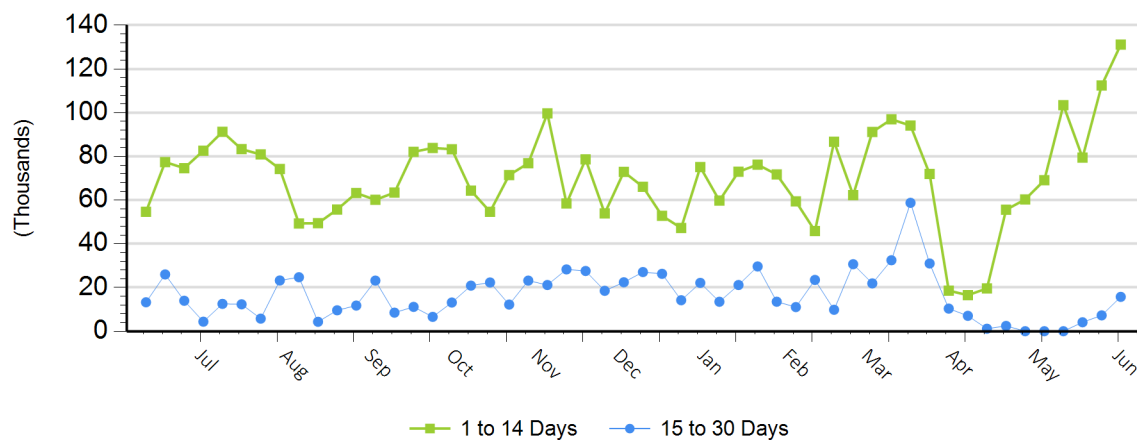
Avg Price (1 to 14 Days)

N/A

Avg Price (15 to 30 Days)

N/A

Weekly Negotiated Head Count by Delivery Period



For more Information about this report, please visit this link: [National Weekly Fed Cattle Comprehensive Overview](#)