



National Weekly Fed Cattle Comprehensive

Agricultural Marketing Service

Livestock, Poultry, and Grain Market News

June 02, 2020

Weighted Average Prices

(Weekly Information from 2pm Previous Monday to 10am Current Monday; Includes Negotiated, Formula Nets, Contract Nets, & Grid Nets)"

Corrected Prices to Beef Type Cattle

All Steers & Heifers (Beef Type Cattle)

| Purchasing Basis | % Choice | Head | Avg Price | Week Ago Change | Year Ago Change |
|------------------|------------------|---------|-----------|-----------------|-----------------|
| Dressed | > 65% Choice | 184,664 | \$186.82 | \$5.58 ↑ | (\$1.49) ↓ |
| | < 65% Choice | 17,051 | \$185.49 | \$11.55 ↑ | \$1.80 ↑ |
| | Total all Grades | 201,715 | \$186.71 | \$6.10 ↑ | (\$0.90) ↓ |
| Live | > 65% Choice | 126,544 | \$119.24 | \$0.44 ↑ | \$2.38 ↑ |
| | < 65% Choice | 6,704 | \$117.80 | \$0.35 ↑ | \$1.70 ↑ |
| | Total all Grades | 133,248 | \$119.17 | \$0.46 ↑ | \$2.38 ↑ |

Dairy Bred

| Purchasing Basis | % Choice | Head | Avg Price | Week Ago Change | Year Ago Change |
|------------------|------------------|--------|-----------|-----------------|-----------------|
| Dressed | > 65% Choice | 25,738 | \$170.13 | \$3.64 ↑ | (\$1.77) ↓ |
| | < 65% Choice | 1,844 | \$160.09 | \$2.89 ↑ | (\$7.27) ↓ |
| | Total all Grades | 27,582 | \$169.46 | \$3.57 ↑ | (\$1.85) ↓ |
| Live | > 65% Choice | 2,363 | \$106.29 | \$4.58 ↑ | \$5.03 ↑ |
| | < 65% Choice | 1,635 | \$83.32 | \$6.74 ↑ | (\$13.46) ↓ |
| | Total all Grades | 3,998 | \$96.90 | \$1.47 ↑ | (\$4.10) ↓ |

Spread Comparison Values

Beef Type minus Dairy Type

(Weekly Information from 2pm Previous Monday to 10am Current Monday; Includes Negotiated, Formula Nets, Contract Nets, & Grid Nets)

| Purchasing Basis | Current | Week Ago Change | Year Ago Change |
|------------------|-----------|-----------------|-----------------|
| Dressed | \$17.25 ↑ | \$14.72 ↑ | \$16.30 ↑ |
| Live | \$22.27 ↑ | \$23.28 ↑ | \$15.79 ↑ |

Formula Net minus Negotiated

(Beef Type Cattle; All live transactions converted to a dressed price)

52 Week Rolling Average

\$2.43





National Weekly Fed Cattle Comprehensive

Agricultural Marketing Service
Livestock, Poultry, and Grain Market News

June 02, 2020

Formula Base minus Negotiated

(Beef Type Cattle; All live transactions converted to a dressed price)

52 Week Rolling Average

(\$0.60)



Formula Net minus Formula Base

(Beef Type Cattle; All live transactions converted to a dressed price)

52 Week Rolling Average

\$3.03



Grading % and Carcass Weights

(Beef Type Cattle; Includes Formula Net, Contract Net, and Grid Net; Grading % includes Choice & higher; Carcass Weight includes all grades; All live transactions converted to a dressed basis)

Grading %

83.5

Week Ago

84.1



Dressed Weight

873.9

Week Ago

874.8



Daily Formula Base Volume

Tue May 26

30,321

Wed May 27

48,730

Thu May 28

26,802

Fri May 29

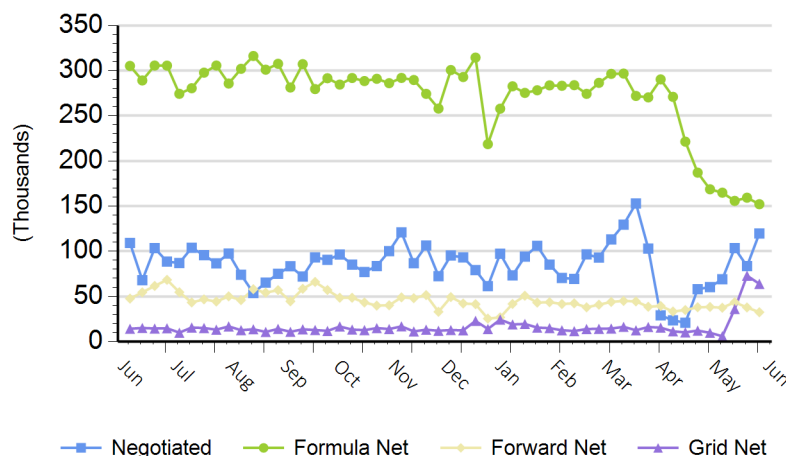
22,797

Mon Jun 01

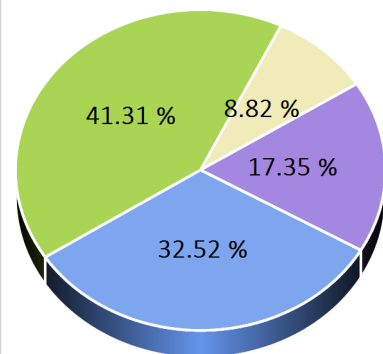
90,590

Purchasing Basis Volume

Weekly Purchasing Basis



Previous Week





National Weekly Fed Cattle Comprehensive

Agricultural Marketing Service
Livestock, Poultry, and Grain Market News

June 02, 2020

Weekly Negotiated Avg. Price by Delivery Period

(Beef Type Cattle: All live transactions converted to dressed price)

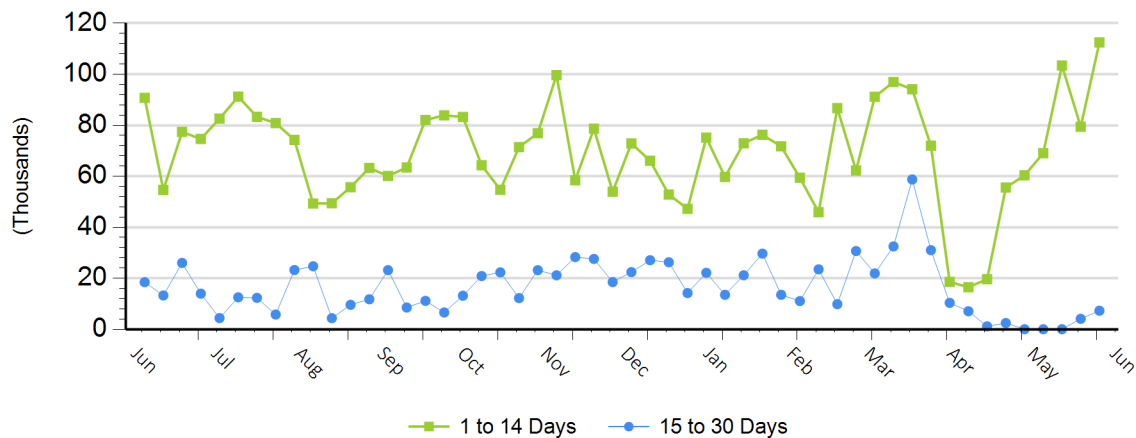
Avg Price (1 to 14 Days)

N/A

Avg Price (15 to 30 Days)

N/A

Weekly Negotiated Head Count by Delivery Period



For more Information about this report, please visit this link: [National Weekly Fed Cattle Comprehensive Overview](#)