



National Weekly Fed Cattle Comprehensive

Agricultural Marketing Service

Livestock, Poultry, and Grain Market News

May 19, 2020

Weighted Average Prices

(Weekly Information from 2pm Previous Monday to 10am Current Monday; Includes Negotiated, Formula Nets, Contract Nets, & Grid Nets)"

All Steers & Heifers (Beef Type Cattle)

Purchasing Basis	% Choice	Head	Avg Price	Week Ago Change	Year Ago Change
Dressed	> 65% Choice	213,905	\$173.94	\$9.86 ↑	(\$22.59) ↓
	< 65% Choice	19,049	\$166.43	\$6.89 ↑	(\$25.76) ↓
	Total all Grades	232,954	\$173.33	\$9.70 ↑	(\$22.59) ↓
Live	> 65% Choice	62,933	\$114.04	\$7.78 ↑	(\$5.27) ↓
	< 65% Choice	6,530	\$111.86	\$6.53 ↑	(\$8.37) ↓
	Total all Grades	69,463	\$113.84	\$7.69 ↑	(\$5.62) ↓

Dairy Bred

Purchasing Basis	% Choice	Head	Avg Price	Week Ago Change	Year Ago Change
Dressed	> 65% Choice	28,994	\$161.36	\$1.16 ↑	(\$17.62) ↓
	< 65% Choice	2,416	\$154.84	(\$5.29) ↓	(\$19.45) ↓
	Total all Grades	31,410	\$160.86	\$0.67 ↑	(\$17.62) ↓
Live	> 65% Choice	2,538	\$95.94	\$6.89 ↑	(\$9.12) ↓
	< 65% Choice	927	\$83.35	\$3.04 ↑	(\$24.60) ↓
	Total all Grades	3,465	\$92.57	\$6.33 ↑	(\$13.45) ↓

Spread Comparison Values

Beef Type minus Dairy Type

(Weekly Information from 2pm Previous Monday to 10am Current Monday; Includes Negotiated, Formula Nets, Contract Nets, & Grid Nets)

Purchasing Basis	Current	Week Ago Change	Year Ago Change
Dressed	\$12.47 ↑	\$3.44 ↑	\$17.44 ↑
Live	\$21.27 ↑	\$19.91 ↑	\$13.44 ↑

Formula Net minus Negotiated

(Beef Type Cattle; All live transactions converted to a dressed price)

52 Week Rolling Average

\$2.62





National Weekly Fed Cattle Comprehensive

Agricultural Marketing Service
Livestock, Poultry, and Grain Market News

May 19, 2020

Formula Base minus Negotiated

(Beef Type Cattle; All live transactions converted to a dressed price)

52 Week Rolling Average

(\$0.46)



Formula Net minus Formula Base

(Beef Type Cattle; All live transactions converted to a dressed price)

52 Week Rolling Average

\$3.08



Grading % and Carcass Weights

(Beef Type Cattle; Includes Formula Net, Contract Net, and Grid Net; Grading % includes Choice & higher; Carcass Weight includes all grades; All live transactions converted to a dressed basis)

Grading %

84.1

Week Ago

83.0



Dressed Weight

874.6

Week Ago

872.5



Daily Formula Base Volume

Tue May 12

36,959

Wed May 13

24,514

Thu May 14

33,461

Fri May 15

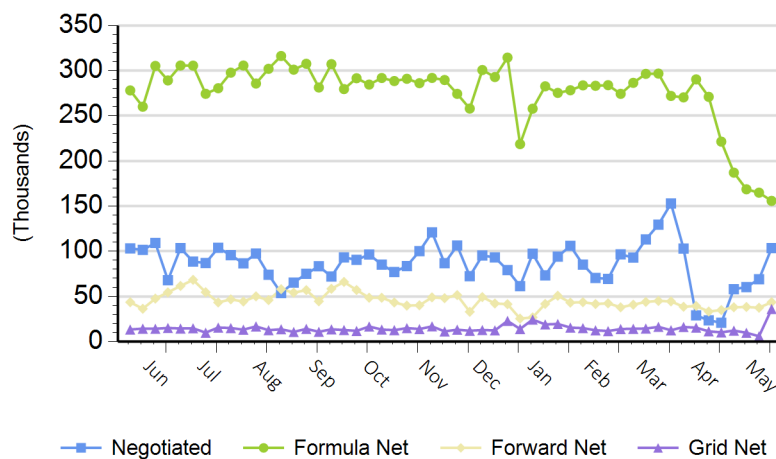
15,320

Mon May 18

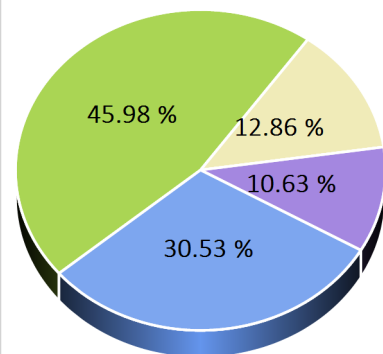
42,145

Purchasing Basis Volume

Weekly Purchasing Basis



Previous Week





National Weekly Fed Cattle Comprehensive

Agricultural Marketing Service
Livestock, Poultry, and Grain Market News

May 19, 2020

Weekly Negotiated Avg. Price by Delivery Period

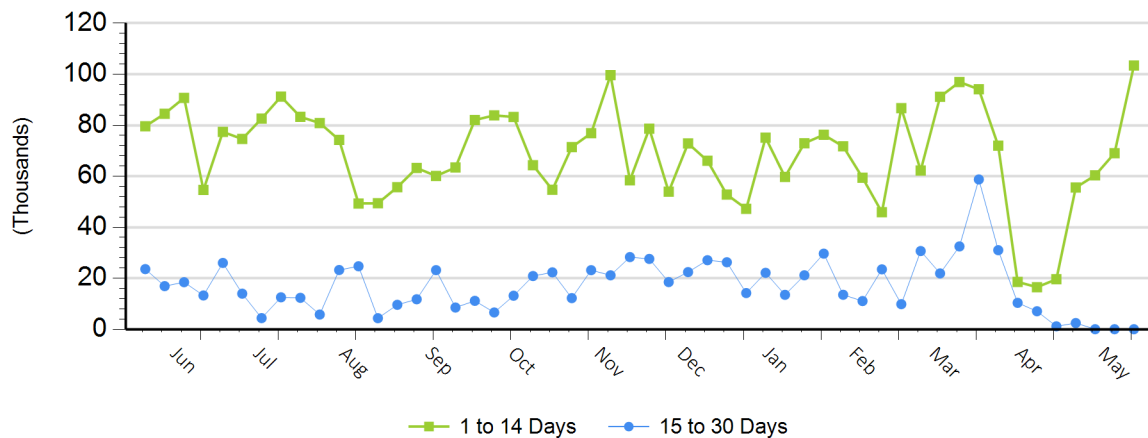
(Beef Type Cattle: All live transactions converted to dressed price)

Avg Price (1 to 14 Days)

\$179.29

Avg Price (15 to 30 Days)

Weekly Negotiated Head Count by Delivery Period



For more Information about this report, please visit this link: [National Weekly Fed Cattle Comprehensive Overview](#)