



National Weekly Fed Cattle Comprehensive

Agricultural Marketing Service

Livestock, Poultry, and Grain Market News

April 21, 2020

Weighted Average Prices

(Weekly Information from 2pm Previous Monday to 10am Current Monday; Includes Negotiated, Formula Nets, Contract Nets, & Grid Nets)"

All Steers & Heifers (Beef Type Cattle)

Purchasing Basis	% Choice	Head	Avg Price	Week Ago Change	Year Ago Change
Dressed	> 65% Choice	199,782	\$176.76	(\$9.56) ↓	(\$25.97) ↓
	< 65% Choice	20,976	\$169.49	(\$10.60) ↓	(\$26.52) ↓
	Total all Grades	220,758	\$176.07	(\$9.56) ↓	(\$25.76) ↓
Live	> 65% Choice	24,372	\$112.38	(\$1.48) ↓	(\$15.89) ↓
	< 65% Choice	9,255	\$111.10	(\$3.14) ↓	(\$15.20) ↓
	Total all Grades	33,627	\$112.03	(\$1.94) ↓	(\$15.95) ↓

Dairy Bred

Purchasing Basis	% Choice	Head	Avg Price	Week Ago Change	Year Ago Change
Dressed	> 65% Choice	26,668	\$167.90	(\$5.32) ↓	(\$14.29) ↓
	< 65% Choice	2,038	\$158.88	(\$4.74) ↓	(\$17.50) ↓
	Total all Grades	28,706	\$167.25	(\$5.30) ↓	(\$14.10) ↓
Live	> 65% Choice	1,919	\$96.71	(\$2.74) ↓	(\$12.77) ↓
	< 65% Choice	191	\$104.04	\$5.54 ↑	(\$10.33) ↓
	Total all Grades	2,110	\$97.38	(\$2.05) ↓	(\$13.40) ↓

Spread Comparison Values

Beef Type minus Dairy Type

(Weekly Information from 2pm Previous Monday to 10am Current Monday; Includes Negotiated, Formula Nets, Contract Nets, & Grid Nets)

Purchasing Basis	Current	Week Ago Change	Year Ago Change
Dressed	\$8.82 ↑	\$13.08 ↑	\$20.48 ↑
Live	\$14.65 ↑	\$14.54 ↑	\$17.20 ↑

Formula Net minus Negotiated

(Beef Type Cattle; All live transactions converted to a dressed price)

52 Week Rolling Average

\$2.33





National Weekly Fed Cattle Comprehensive

Agricultural Marketing Service
Livestock, Poultry, and Grain Market News

April 21, 2020

Formula Base minus Negotiated

(Beef Type Cattle; All live transactions converted to a dressed price)

52 Week Rolling Average

(\$0.79)



Formula Net minus Formula Base

(Beef Type Cattle; All live transactions converted to a dressed price)

52 Week Rolling Average

\$3.12



Grading % and Carcass Weights

(Beef Type Cattle; Includes Formula Net, Contract Net, and Grid Net; Grading % includes Choice & higher; Carcass Weight includes all grades; All live transactions converted to a dressed basis)

Grading %

81.9

Week Ago

81.8



Dressed Weight

861.3

Week Ago

860.8



Daily Formula Base Volume

Tue Apr 14

42,264

Wed Apr 15

38,917

Thu Apr 16

46,223

Fri Apr 17

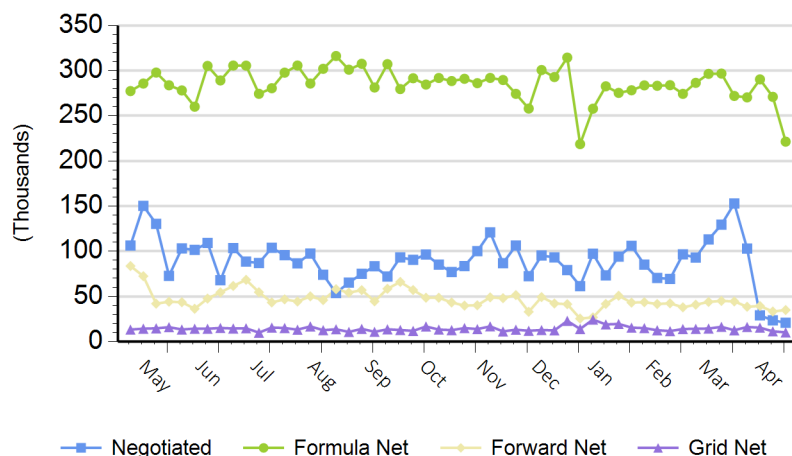
20,727

Mon Apr 20

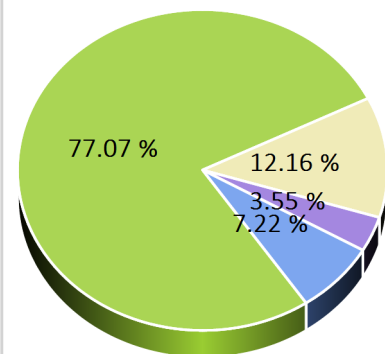
34,662

Purchasing Basis Volume

Weekly Purchasing Basis



Previous Week





National Weekly Fed Cattle Comprehensive

Agricultural Marketing Service
Livestock, Poultry, and Grain Market News

April 21, 2020

Weekly Negotiated Avg. Price by Delivery Period

(Beef Type Cattle: All live transactions converted to dressed price)

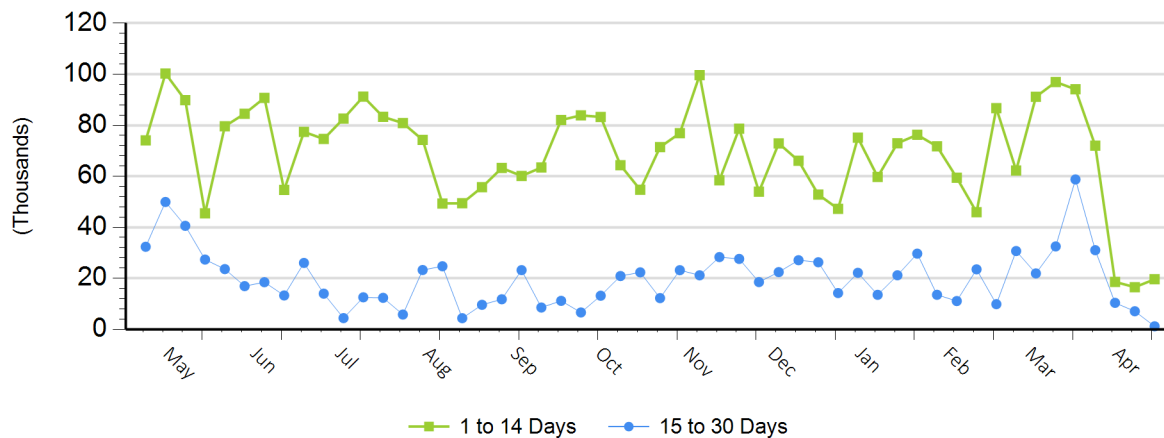
Avg Price (1 to 14 Days)

\$158.68

Avg Price (15 to 30 Days)

\$164.86

Weekly Negotiated Head Count by Delivery Period



For more Information about this report, please visit this link: [National Weekly Fed Cattle Comprehensive Overview](#)