



National Weekly Fed Cattle Comprehensive

Agricultural Marketing Service

Livestock, Poultry, and Grain Market News

March 24, 2020

Weighted Average Prices

(Weekly Information from 2pm Previous Monday to 10am Current Monday; Includes Negotiated, Formula Nets, Contract Nets, & Grid Nets)"

All Steers & Heifers (Beef Type Cattle)

Purchasing Basis	% Choice	Head	Avg Price	Week Ago Change	Year Ago Change
Dressed	> 65% Choice	278,628	\$179.55	(\$3.92) ↓	(\$26.21) ↓
	< 65% Choice	29,602	\$175.19	(\$4.83) ↓	(\$25.54) ↓
	Total all Grades	308,230	\$179.13	(\$4.01) ↓	(\$26.20) ↓
Live	> 65% Choice	123,223	\$110.54	(\$1.41) ↓	(\$18.63) ↓
	< 65% Choice	8,201	\$109.53	(\$3.80) ↓	(\$18.29) ↓
	Total all Grades	131,424	\$110.48	(\$1.61) ↓	(\$18.55) ↓

Dairy Bred

Purchasing Basis	% Choice	Head	Avg Price	Week Ago Change	Year Ago Change
Dressed	> 65% Choice	33,659	\$169.12	(\$3.19) ↓	(\$10.71) ↓
	< 65% Choice	2,085	\$162.77	(\$5.74) ↓	(\$16.37) ↓
	Total all Grades	35,744	\$168.75	(\$3.31) ↓	(\$11.02) ↓
Live	> 65% Choice	1,896	\$93.51	(\$5.85) ↓	(\$19.17) ↓
	< 65% Choice	956	\$96.85	\$2.60 ↑	(\$22.18) ↓
	Total all Grades	2,852	\$94.63	(\$3.51) ↓	(\$20.52) ↓

Spread Comparison Values

Beef Type minus Dairy Type

(Weekly Information from 2pm Previous Monday to 10am Current Monday; Includes Negotiated, Formula Nets, Contract Nets, & Grid Nets)

Purchasing Basis	Current	Week Ago Change	Year Ago Change
Dressed	\$10.38 ↑	\$11.08 ↑	\$25.56 ↑
Live	\$15.85 ↑	\$13.95 ↑	\$13.88 ↑

Formula Net minus Negotiated

(Beef Type Cattle; All live transactions converted to a dressed price)

52 Week Rolling Average

\$2.18





National Weekly Fed Cattle Comprehensive

Agricultural Marketing Service
Livestock, Poultry, and Grain Market News

March 24, 2020

Formula Base minus Negotiated

(Beef Type Cattle; All live transactions converted to a dressed price)

52 Week Rolling Average

(\$0.82)



Formula Net minus Formula Base

(Beef Type Cattle; All live transactions converted to a dressed price)

52 Week Rolling Average

\$3.00



Grading % and Carcass Weights

(Beef Type Cattle; Includes Formula Net, Contract Net, and Grid Net; Grading % includes Choice & higher; Carcass Weight includes all grades; All live transactions converted to a dressed basis)

Grading %

83.0

Week Ago

83.0



Dressed Weight

872.5

Week Ago

871.8



Daily Formula Base Volume

Tue Mar 17

55,672

Wed Mar 18

35,649

Thu Mar 19

52,419

Fri Mar 20

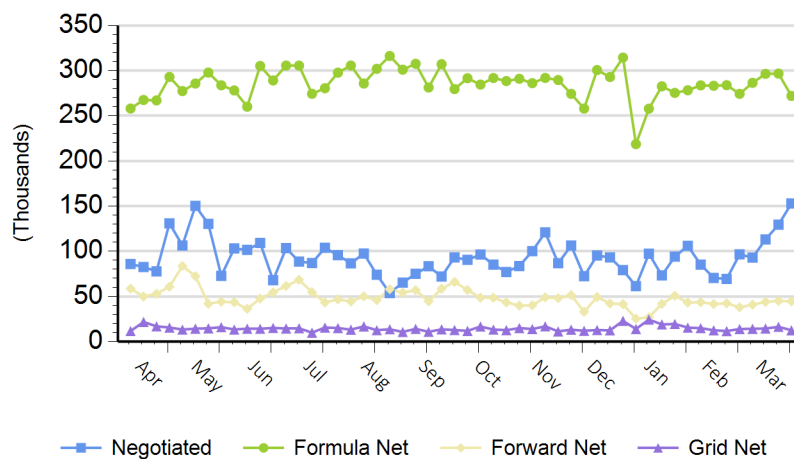
29,415

Mon Mar 23

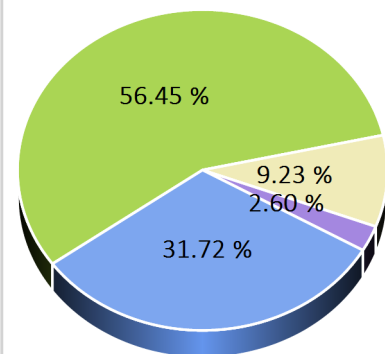
45,226

Purchasing Basis Volume

Weekly Purchasing Basis



Previous Week





National Weekly Fed Cattle Comprehensive

Agricultural Marketing Service
Livestock, Poultry, and Grain Market News

March 24, 2020

Weekly Negotiated Avg. Price by Delivery Period

(Beef Type Cattle: All live transactions converted to dressed price)

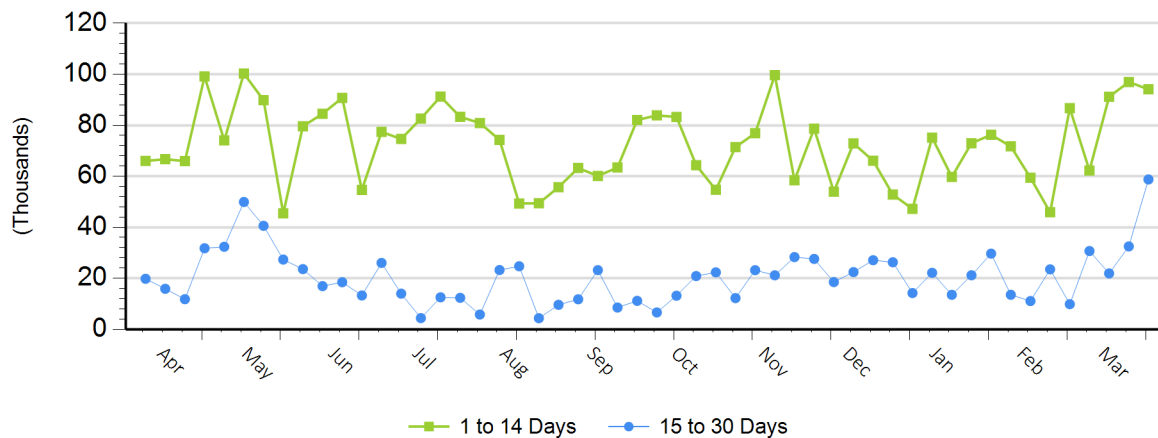
Avg Price (1 to 14 Days)

\$173.57

Avg Price (15 to 30 Days)

\$173.55

Weekly Negotiated Head Count by Delivery Period



For more Information about this report, please visit this link: [National Weekly Fed Cattle Comprehensive Overview](#)